



Orange County Mosquito and Vector Control District

Serving Orange County Since 1947

PURSUANT TO GOVERNOR GAVIN NEWSOM'S EXECUTIVE
ORDER N-29-20 THIS MEETING WILL BE HELD AS A
TELECONFERENCE MEETING

BOARD OF TRUSTEES MEETING
THURSDAY OCTOBER 15, 2020
3:00 P.M.

Observers may view the meeting on Zoom at:
<https://us02web.zoom.us/j/88484912379>

Or Telephone:

Dial: 888 475 4499 (Toll Free), 877 853 5257 (Toll Free) or 213 338 8477
Webinar ID: 884 8491 2379

Comments may be submitted via email to agenda-comments@ocvector.org up
to one hour prior to beginning of the meeting.

If you want to make a comment during the meeting, please hit *9 to raise your
hand and be recognized by the moderator.



Orange County Mosquito and Vector Control District

Serving Orange County Since 1947

Executive Committee Met September 22 at 11:30 AM
Public Relations Committee Met September 28 at 11:30 AM
Executive Committee Met October 13 at 11:30 AM

**NOTICE AND AGENDA
OF THE REGULAR MEETING OF THE BOARD OF TRUSTEES
THURSDAY OCTOBER 15, 2020
884TH REGULAR MEETING 3:00 P.M.
13001 GARDEN GROVE BLVD.
GARDEN GROVE, CA 92843
WEBSITE ADDRESS: www.ocvector.org
REGULAR MEETING 3:00 P.M.**

A. PLEDGE OF ALLEGIANCE, ROLL CALL, AND LATE COMMUNICATIONS

1. Call business meeting to order 3:00 p.m.
2. Pledge of Allegiance
3. Roll Call - (If absences occur, consider whether to deem those absences excused based on facts presented for the absence — such determination shall be the permission required by law.)

PRESIDENT:	Michael Alvarez	Orange
VICE-PRESIDENT:	Mike Posey	Huntington Beach
SECRETARY:	James Gomez	La Habra

Aliso Viejo	Ross Chun	Lake Forest	Vladimir Anderson
Anaheim	Lucille Kring	Los Alamitos	Tanya Doby
Brea	Cecilia Hupp	Mission Viejo	Bob Ruesch
Buena Park	Michael Davis	Newport Beach	Jeff Herdman
Costa Mesa	Sandra Genis	Orange	Michael Alvarez
Cypress	Jon Peat	Placentia	Craig Green
Dana Point	Richard Viczorek	Rancho Santa Margarita	April Josephson
Fountain Valley	Cheryl Brothers	San Clemente	Jim Dahl
Fullerton	Jennifer Fitzgerald	San Juan Capistrano	John Taylor
Garden Grove	Stephanie Klopfenstein	Santa Ana	Cecilia Aguinaga
Huntington Beach	Mike Posey	Seal Beach	Sandra Massa-Lavitt
Irvine	Farrah Khan	Stanton	Gary Taylor
La Habra	James Gomez	Tustin	Barry Cooper
La Palma	Nitesh Patel	Villa Park	Crystal Miles
Laguna Beach	Michael Morris	Westminster	Sergio Contreras
Laguna Hills	Erica Pezold	Yorba Linda	Peggy Huang
Laguna Niguel	John Mark Jennings	County of Orange	Lala Ragen
Laguna Woods	Shari Horne		

4. Late/Other Communications

B. PUBLIC COMMENTS

(Individual Public Comments may be limited to a 3-minute or less time limit)

During Public Comments, the public may address the Board on any issue within the District's jurisdiction which is not on the agenda. The public may comment on any item on the Agenda at the time that item is before the Board for consideration. Any person wishing to speak must come up and speak from the lectern. There will be no dialog between the Board and the commenter. Any clarifying questions from the Board must go through the Board President.

C. PRESENTATIONS

1. Recognize Trustee Genis for Five Years of Service
2. Recognize Trustee Brothers for Fifteen Years of Service
3. Staff will give a presentation entitled "Adapting Outreach Efforts During COVID"

D. OCMVCD COMMITTEE REPORTS TO THE BOARD OF TRUSTEES

1. Executive Committee
2. Public Relations Committee

E. CONSENT CALENDAR

All matters listed under the CONSENT CALENDAR are considered by the District to be routine and will be enacted by one motion. Any member of the Board may pull an item from the Consent Calendar for additional clarification or action.

1. Approve the DRAFT Minutes for the regular meeting of September 17, 2020
2. Approve the Warrant Register for August 2020 (Exhibit A)
3. Approve the Monthly Financial Report for August 2020 (Exhibit A)

F. BUSINESS AND ACTION ITEMS

1. Election of Officers to the Independent Special Districts of Orange County (Exhibit A, B)

G. INFORMATIONAL ITEMS ONLY (NO ACTION NECESSARY)

1. Staff Presentation: Staff will give an update on vector activity in Orange County
2. Staff Presentation: Staff will give an update on outreach activity in Orange County
3. Receive and File Laboratory Reports – Included in agenda packet

H. PRESIDENT'S REPORT AND TRUSTEE COMMENTS

I. DISTRICT MANAGER'S REPORT – Discussion and Possible Action

J. DISTRICT LEGAL COUNSEL REPORT – Discussion and Possible Action

K. CORRESPONDENCE – Discussion and Possible Action

L. FUTURE AGENDA ITEMS

M. ADJOURNMENT

1. Adjourn to the next regular meeting on November 19, 2020 starting at 3:00 p.m. at the Orange County Mosquito and Vector Control District offices, 13001 Garden Grove Blvd., Garden Grove, CA 92843



ORANGE COUNTY MOSQUITO AND VECTOR CONTROL DISTRICT

October 15, 2020

AGENDA REPORT

AGENDA ITEM C.1

Prepared By: Tawnia Pett, Executive Assistant/Clerk of the Board
Submitted By: Rick Howard, District Manager

Agenda Title:

Recognize Trustee Genis for Five Years of Service

Recommended Action:

Recognize Trustee Genis from the City of Costa Mesa for completing five years of service

Executive Summary:

Trustee Genis, from the City of Costa Mesa, completed five years of service on the Board of Trustees. Trustee Genis has served on the Board since August 2015. During her term on the Board, Trustee Genis has served on the Building, Property and Equipment Committee, Operations Committee, Nuisance Abatement Committee, and Legislative Committee. Trustee Genis has attended 49 of 59 meetings for an 83 percent attendance record.

President Alvarez will virtually present Trustee Genis with a certificate recognizing five years of service at the October Board Meeting.

Fiscal Impact:

Amount Requested \$ N/A

Sufficient Budgeted Funds Available:

Category: Pers. Optg. Cap. -or- CIP# Fund#

Previous Relevant Board Actions for This Item: N/A

Exhibits:



ORANGE COUNTY MOSQUITO AND VECTOR CONTROL DISTRICT

October 15, 2020

AGENDA REPORT

AGENDA ITEM C.2

Prepared By: Tawnia Pett, Executive Assistant/Clerk of the Board
Submitted By: Rick Howard, District Manager

Agenda Title:

Recognize Trustee Brothers for Fifteen Years of Service

Recommended Action:

Recognize Trustee Brothers from the City of Fountain Valley for completing fifteen years of service

Executive Summary:

Trustee Brothers, from the City of Fountain Valley, completed fifteen years of service on the Board of Trustees. Trustee Brothers has served on the Board since April 2005. During her term on the Board, she has served on Policy and Personnel Committee, Building, Property, and Equipment Committee, Public Relations Committee, Nuisance Abatement Committee, Operations Committee, was Board President in 2011 and 2019, Secretary of the Board of Trustees in 2017, Vice President of the Board of Trustees in 2018, and is currently on the Executive Committee as Past President of the Board of Trustees. Trustee Brothers has attended 169 of 183 meetings for a 92 percent attendance record.

President Alvarez will virtually present Trustee Brothers with a certificate recognizing fifteen years of service at the October Board Meeting.

Fiscal Impact:

Amount Requested \$ N/A

Sufficient Budgeted Funds Available:

Category: Pers. Optg. Cap. -or- CIP# Fund#

Previous Relevant Board Actions for This Item: N/A

Exhibits:



**EXECUTIVE COMMITTEE
MEETING NOTICE
SEPTEMBER 22, 2020 11:30 AM**

TO: Executive Committee
Michael Alvarez, President
Mike Posey, Vice President
James Gomez, Secretary
Cheryl Brothers, Past President

Orange
Huntington Beach
La Habra
Fountain Valley

FROM: Tawnia Pett, Executive Assistant/Clerk of the Board

RE: Executive Committee Meeting:
Tuesday September 22, 2020 11:30 AM
Orange County Mosquito and Vector Control District
13001 Garden Grove Blvd., Garden Grove, CA

AGENDA

1. Call Meeting to Order and Roll Call
2. Public Comments
3. Adjourn to Closed Session:
 - a. Government Code Section: 54957 (performance evaluation):
Position: District Manager
4. Reconvene to Open Session: Report of any required disclosures of action in closed session
5. Adjourn

tep



Orange County Mosquito and Vector Control District

Serving Orange County Since 1947

PURSUANT TO GOVERNOR GAVIN NEWSOM'S EXECUTIVE
ORDER N-29-20 THIS MEETING WILL BE HELD AS A
TELECONFERENCE MEETING

PUBLIC RELATIONS COMMITTEE MEETING
MONDAY SEPTEMBER 28, 2020
11:30 A.M.

Observers may view the meeting on Zoom at:
<https://us02web.zoom.us/j/89993599408>

Or Telephone:
Dial: 888 475 4499 (Toll Free), 877 853 5257 (Toll Free) or 213 338 8477
Webinar ID: 899 9359 9408

Comments may be submitted via email to agenda-comments@ocvector.org one
hour prior to beginning of the meeting.

If you want to make a comment during the meeting, please hit *9 to raise your
hand and be recognized by the moderator.



**PUBLIC RELATIONS COMMITTEE
MEETING NOTICE
MONDAY SEPTEMBER 28, 2020
11:30 A.M.**

TO: Public Relations Committee

Cecilia Hupp	Brea
Rick Viczorek	Dana Point
Jennifer Fitzgerald	Fullerton
Stephanie Klopfenstein	Garden Grove
Farrah Khan	Irvine
Bob Ruesch	Mission Viejo
April Josephson	Rancho Santa Margarita
Cecilia Aguinaga	Santa Ana
Barry Cooper	Tustin

FROM: Tawnia Pett, Executive Assistant/Clerk of the Board

RE: Public Relations Committee Meeting:
11:30 a.m., Monday, September 28, 2020
Orange County Mosquito and Vector Control District
13001 Garden Grove Blvd., Garden Grove, CA

AGENDA

1. Call Meeting to Order and Roll Call
2. Select Committee Chair
3. Public Comments
4. Review Discovery Cube (DCOC) refresh ideas and proposals
5. Adjourn

tep



EXECUTIVE COMMITTEE MEETING NOTICE OCTOBER 13, 2020 11:30 AM

TO: Executive Committee
Michael Alvarez, President
Mike Posey, Vice President
James Gomez, Secretary
Cheryl Brothers, Past President

Orange
Huntington Beach
La Habra
Fountain Valley

FROM: Tawnia Pett, Executive Assistant/Clerk of the Board

RE: Executive Committee Meeting:
Tuesday October 13, 2020 11:30 AM
Orange County Mosquito and Vector Control District
13001 Garden Grove Blvd., Garden Grove, CA

AGENDA

1. Call Meeting to Order and Roll Call
2. Public Comments
3. Adjourn to Closed Session:
 - a. Government Code Section: 54957 (performance evaluation):
Position: District Manager
4. Reconvene to Open Session: Report of any required disclosures of action in closed session
5. Adjourn

tep

MINUTES OF THE 883rd MEETING

**BOARD OF TRUSTEES
Orange County Mosquito and Vector Control District**

TIME: 3:00 P.M. September 17, 2020

PLACE: 13001 Garden Grove Blvd., Garden Grove, CA 92843
MEETING TOOK PLACE BY TELECONFERENCE

PRESIDENT:	Michael Alvarez	Orange
VICE-PRESIDENT:	Mike Posey	Huntington Beach
SECRETARY:	James Gomez	La Habra

TRUSTEES PRESENT:

Anaheim	Lucille Kring	Laguna Woods	Shari Horne
Brea	Cecilia Hupp	Lake Forest	Vladimir Anderson
Buena Park	Michael Davis	Los Alamitos	Tanya Doby
Costa Mesa	Sandra Genis	Mission Viejo	Bob Ruesch
Cypress	Jon Peat	Orange	Michael Alvarez
Dana Point	Rick Viczorek	Placentia	Craig Green
Fountain Valley	Cheryl Brothers	Rancho Santa Margarita	April Josephson
Fullerton	Jennifer Fitzgerald	San Clemente	Jim Dahl
Garden Grove	Stephanie Klopfenstein	San Juan Capistrano	John Taylor
Huntington Beach	Mike Posey	Santa Ana	Cecilia Aguinaga
Irvine	Farrah Khan	Seal Beach	Sandra Massa-Lavitt
La Habra	James Gomez	Stanton	Gary Taylor
La Palma	Nitesh Patel	Villa Park	Crystal Miles
Laguna Beach	Michael Morris	Westminster	Sergio Contreras
Laguna Hills	Erica Pezold	Yorba Linda	Peggy Huang
Laguna Niguel	John Mark Jennings	County of Orange	Lala Ragen

TRUSTEES ABSENT:

Aliso Viejo	Ross Chun	Tustin	Barry Cooper
Newport Beach	Jeff Herdman		

OTHERS PRESENT:

Rick Howard, District Manager
Amber Semrow, Biologist
Larry Shaw, Director of Operations
Lora Young, Director of Communications
Robert Cummings, Director of Scientific Technical Services
Steve Shepherd, Director of Operations
Tawnia Pett, Executive Assistant/Clerk of the Board
Alan Burns, District Counsel

A. Opening:

1. **Call the Business Meeting to Order:** Vice President Posey called the meeting to order at 3:07 P.M.
2. **Pledge of Allegiance:** Vice President Posey asked Trustee Fitzgerald to lead the Pledge of Allegiance.
3. **Roll Call:** Roll call indicated 32 Trustees were present out of the current Board membership of 35.
4. **Late/Other Communications: None**
Late Communications:

Other Communications:

- B. **Public Comments:** One member of the public spoke on the problem of Aedes mosquitoes inside the house and said this should be included in the District's public relations campaign.
- C. **Presentations:** Biologist Semrow gave a presentation about the steps and processes the District goes through to conduct a truck-mounted spray event for adult mosquito control
- D. **OCMVCD Committee Reports to the Board of Trustees:**
 1. Budget and Finance Committee- Committee Chair Posey reported the committee reviewed both the investment policy and fund balance and financial reserve policy.

E. Consent Calendar: Items for Approval by General Consent

Before the vote, District Manager Howard reported a correction to Agenda Item E.4. The staff report states the authorization to permit the District Manager/Treasurer the ability to make investments is approved each year, it should be annually according to the Government Code Section regarding this item. District Counsel Burns confirmed that it is a one-year delegation. On motion from Trustee Josephson, seconded by Trustee Aguinaga, and passed by unanimous vote, the Board of Trustees approved Consent Calendar Items E.2 through E.4. Agenda Item E.1 was passed by majority vote due to absences at the previous Board Meeting (Abstained: Trustee Klopfenstein).

Ayes: Trustees Kring, Hupp, Davis, Genis, Peat, Viczorek, Brothers, Fitzgerald, Klopfenstein, Posey, Khan, Gomez, Patel, Morris, Pezold, Jennings, Horne, Anderson, Doby, Ruesch, Alvarez, Green, Josephson, Dahl, J. Taylor, Aguinaga, Massa-Lavitt, G. Taylor, Miles, Contreras, Huang, and Ragen.

Noes: None.

Abstained: None.

Absent: Trustees Chun, Herdman, and Cooper.

1. **Approval of Minutes:** Approved, without reading, the Minutes of the 882nd Meeting of the Board of Trustees held August 20, 2020.
2. **Approved Warrant Register for July 2020: (Exhibit A)** Received and filed.
3. **Approved Monthly Financial Report for July 2020: (Exhibit A)** Received and filed.
4. **Amended Investment Policy No. 38 for Monies of the Orange County Mosquito and Vector Control District: (Exhibit A, B, C)**

F. Business and Action Items:

- 1. Approved Southern California Mosquito and Vector Control Districts Mutual Aid Agreement: (Exhibit A, B)** A member of the public spoke on this item before it was brought to vote. He was happy for the transparency of the agreement brought before the board but reminded the board to consider labor issues, the benefit assessment, and money spent when using this agreement. The speaker also believes the county should be involved when using this agreement. District Manager Howard reported the agreement is intended to provide mutual assurances and resources in the event there is a natural or man-made emergency. There is also the option to opt out of the agreement. District Counsel Burns reported the District has an operating agreement with all the other agencies in the county, in response to the comment made by the public speaker. Counsel also reported the resolution approving this agreement gives the District Manager the authority to request or provide aid. On motion from Vice President Posey, seconded by Trustee Miles, and approved by unanimous vote, the Board of Trustees approved the Southern California Mosquito and Vector Control Districts Mutual Aid Agreement for mosquito and vector control services between the Orange County Mosquito and Vector Control District, Coachella Valley Mosquito & Vector Control District, Greater Los Angeles County Vector Control District, Los Angeles County West Vector and Vector-Borne Disease Control District, Northwest Mosquito & Vector Control District, and the San Gabriel Valley Mosquito & Vector Control District.

Ayes: Trustees Kring, Hupp, Davis, Genis, Peat, Viczorek, Brothers, Klopfenstein, Posey, Khan, Gomez, Patel, Morris, Pezold, Jennings, Horne, Anderson, Doby, Ruesch, Alvarez, Green, Josephson, Dahl, J. Taylor, Aguinaga, Massa-Lavitt, G. Taylor, Miles, Contreras, Huang, and Ragen.

Noes: None.

Abstained: None.

Absent: Trustees Chun, Fitzgerald, Herdman, and Cooper.

- 2. Adopted Resolution No. 503 Amending the Fund Balance and Financial Reserve Policy: (Exhibit A, B, C)** District Manager Howard reported the District is asking to increase the general fund reserve balance capacity from a range of 17-25% to 17-50%. Because of the current financial situation with COVID-19, the District has more financial revenues than expenses. On motion from Vice President Posey, seconded by Secretary Gomez, and approved by unanimous vote, the Board of Trustees adopted Resolution No. 503 amending the fund balance and financial reserve policy.

Ayes: Trustees Kring, Hupp, Davis, Genis, Peat, Viczorek, Brothers, Klopfenstein, Posey, Khan, Gomez, Patel, Morris, Pezold, Jennings, Horne, Anderson, Doby, Ruesch, Alvarez, Green, Josephson, Dahl, J. Taylor, Aguinaga, Massa-Lavitt, G. Taylor, Miles, Contreras, Huang, and Ragen.

Noes: None.

Abstained: None.

Absent: Trustees Chun, Fitzgerald, Herdman, and Cooper.

G. Informational Items Only (NO ACTION NECESSARY):

1. **Staff Presentation:** Director of Scientific Services Cummings gave an update of vector activity in Orange County.
2. **Staff Presentation:** Director of Communications Young gave an update of communications activity in Orange County.
3. **Laboratory Reports- included in agenda packet:** Received and filed.

H. President's Report and Trustee Comments: None

I. District Manager's Report: District Manager Howard reported:

1. Inspector Cassidy is retiring from the District after 34 years. Inspector Eseltine has been promoted to take his position.
2. A video was shown of retiring Director of Operations Larry Shaw.
3. A video was shown of Steve Shepherd, the new Director of Operations.

J. District Legal Counsel Report: None

K. Correspondence:

1. Letter from M. Monin, running for ISDOC Board President.


L. Future Agenda Items:

1. ISDOC Board Elections

M. Adjournment:

1. President Alvarez adjourned the meeting at 4:20 p.m. to the next regularly scheduled meeting on Thursday, October 15, 2020.

I certify that the above minutes substantially reflect the actions taken by the Board of Trustees at its meeting held September 17, 2020



Richard Howard, District Manager

Approved as written and/or corrected by the Board of Trustees at its _____

_____ meeting held _____

ATTEST: _____
James Gomez, Secretary



ORANGE COUNTY MOSQUITO AND VECTOR CONTROL DISTRICT

October 15, 2020

AGENDA REPORT

AGENDA ITEM E.2

Prepared By: Tan Nguyen, Finance Manager
Submitted By: Rick Howard, District Manager

Agenda Title:

Approve Warrant Register for August 2020

Recommended Action:

Receive and file.

Executive Summary:

Receive and file payment of August warrant register dated October 15, 2020 in the amount of \$711,439.33 as presented by in-house check runs dated August 3, 5, 6, 12, 13, 20, 25, 27, 28, and 31, 2020.

Fiscal Impact:

Amount Requested \$ N/A

Sufficient Budgeted Funds Available:

Category: Pers. Optg. Cap. -or- CIP# Fund#

Previous Relevant Board Actions for This Item:

Exhibits:

Exhibit A: August 2020 Warrant Report

ORANGE COUNTY MOSQUITO & VECTOR CONTROL DISTRICT

REGISTER OF DEMANDS OCTOBER 15, 2020

ACCOUNTS PAYABLE REGISTER

ORANGE COUNTY MOSQUITO & VECTOR CONTROL DISTRICT


REGISTER OF DEMANDS

10/15/2020

ACCOUNTS PAYABLE REGISTER

A/P Check Run	8/3/2020	2,875.00
A/P Check Run	8/6/2020	91,209.12
A/P Check Run	8/13/2020	122,612.32
A/P Check Run	8/20/2020	44,066.74
A/P Check Run	8/25/2020	3,200.00
A/P Check Run	8/27/2020	86,446.06
A/P Check Run	8/28/2020	99,636.67
A/P Check Run	8/31/2020	16,514.40
P/R EEASSOC	8/5/2020	825.00
P/R ICMA	8/5/2020	19,885.47
P/R NATION	8/5/2020	5,760.00
P/R USB	8/5/2020	349.04
P/R CALPERS1	8/12/2020	44,611.19
P/R EDD	8/12/2020	11,451.29
P/R IRS	8/12/2020	38,225.09
P/R STATE	8/12/2020	470.18
P/R TASC	8/12/2020	2,079.02
P/R CALPERS1	8/12/2020	31.09
P/R IRS	8/12/2020	11.71
P/R CALPERS1	8/25/2020	44,316.39
P/R EDD	8/25/2020	10,859.87
P/R IRS	8/25/2020	37,062.48
P/R STATE	8/25/2020	470.18
P/R TASC	8/25/2020	2,079.02
P/R EEASSOC	8/25/2020	825.00
P/R ICMA	8/25/2020	19,585.47
P/R NATION	8/25/2020	5,760.00
P/R USB	8/25/2020	221.53
TOTAL	\$	711,439.33

I hereby certify that the claims or demands covered by the foregoing listed warrants have been audited as to the accuracy and availability of funds for payment thereof. Subscribed and sworn on this 15TH day of October 2020.



 Rick Howard, District Manager


 Tan Nguyen, Finance Manager

Accounts Payable

Checks by Date - Summary by Check Date

User: chumphrey
 Printed: 9/8/2020 1:37 PM



Check No	Vendor No	Vendor Name	Check Date	Check Amount
25046	ALLIANT	Alliant Insurance Services, Inc.	08/03/2020	2,875.00
Total for 8/3/2020:				2,875.00
ACH	EEASSOC	OCVCD Employee Association	08/05/2020	825.00
ACH	ICMA	ICMA	08/05/2020	19,885.47
ACH	NATION	Nationwide Retirement Solutions	08/05/2020	5,760.00
ACH	USB	PARS/U.S. Bank N.A. Minnesota	08/05/2020	349.04
Total for 8/5/2020:				26,819.51
ACH	ADAPCO	ADAPCO, INC.	08/06/2020	9,482.00
ACH	GREENS	Green's Discount Glass & Screens	08/06/2020	63.06
ACH	KENNEDY	Ted B. Kennedy	08/06/2020	307.50
ACH	LIFE	Life Technologies	08/06/2020	316.52
ACH	STERI	Stericycle, Inc.	08/06/2020	1,225.01
ACH	TARGET	Target Specialty Products	08/06/2020	632.86
ACH	VERIZON	Verizon Wireless Services LLC	08/06/2020	6,624.76
25047	AIRGAS	AIRGAS USA, LLC	08/06/2020	473.72
25048	ARCHIES	Archies Towing	08/06/2020	118.75
25049	ATT2	AT&T	08/06/2020	269.97
25050	BIO QUIP	Bio Quip Products	08/06/2020	816.03
25051	CINTAS	Cintas Corporation No. 2	08/06/2020	1,020.95
25052	CLARKE	Clarke Mosquito Control Prod Inc.	08/06/2020	20,001.33
25053	CLEANATN	Cleanation Commercial Services, LLC	08/06/2020	1,760.00
25054	CROWN	Crown Maintenance	08/06/2020	215.00
25055	DELL	DELL MARKETING L.P.	08/06/2020	14,920.95
25056	GFS	Governmental Financial Services	08/06/2020	2,275.00
25057	HARPER	Harper & Burns, LLP	08/06/2020	2,615.40
25058	HOIST	Hoist Service Inc,	08/06/2020	1,773.88
25059	IDS	IDS Real Estate Group	08/06/2020	1,332.00
25060	IRON	Iron Mountain Records Mgmt, Inc.	08/06/2020	205.38
25061	LAMPIRE	Lampire Biological Laboratories, Inc.	08/06/2020	248.75
25062	MARTIN D	Daniel Martinez	08/06/2020	575.00
25063	OCHC	Orange County Heritage Council	08/06/2020	150.00
25064	OFFICE	OFFICE DEPOT, INC.	08/06/2020	59.57
25065	OREILLY	O'Reilly Auto Enterprises, LLC	08/06/2020	1,852.48
25066	ORVAC	ORVAC ELECTRONICS	08/06/2020	473.37
25067	PR	P & R Paper Supply Company, Inc.	08/06/2020	548.53
25068	PRAXAIR	Praxair Distribution, Inc	08/06/2020	2,174.18
25069	QDOXS	Q Document Solutions, Inc,	08/06/2020	134.42
25070	REDWING	Red Wing Business Advantage Account	08/06/2020	152.39
25071	S & R	S & R A/C And Heating, Inc.	08/06/2020	6,881.09
25072	SECURITY	OC Special Events Security, Inc.	08/06/2020	4,096.00
25073	SMART	Smart & Final Stores Corp	08/06/2020	290.30
25074	SPECTRUM	Time Warner Cable/Spectrum	08/06/2020	818.59
25075	SPEX	SPEX SAMPLE PREP, LLC	08/06/2020	1,178.77

Check No	Vendor No	Vendor Name	Check Date	Check Amount
25076	STAPLES	Staples Business Advantage	08/06/2020	449.11
25077	TRUCPAR	Truck & Auto Supply, Inc.	08/06/2020	43.28
25078	ULINE	Uline Shipping Supply Specialists	08/06/2020	343.75
25079	VWR	VWR International LLC	08/06/2020	145.92
25080	WESCO	Western Scientific Co., Inc.	08/06/2020	1,748.61
25081	ZEP	Acuity Specialty Products, Inc.	08/06/2020	399.94
25082	GOLDEN	Golden Rule Electric, Inc	08/06/2020	1,995.00
Total for 8/6/2020:				91,209.12
ACH	CalPERS1	CalPERS	08/12/2020	44,611.19
ACH	EDD	Employment Development Dept.	08/12/2020	11,451.29
ACH	IRS	Internal Revenue Service	08/12/2020	38,225.09
ACH	STATE	STATE DISBURSEMENT UNIT	08/12/2020	470.18
ACH	TASC	Total Administrative Services Corp.	08/12/2020	2,079.02
ACH	CalPERS1	CalPERS	08/12/2020	31.09
ACH	IRS	Internal Revenue Service	08/12/2020	11.71
Total for 8/12/2020:				96,879.57
ACH	ADAPCO	ADAPCO, INC.	08/13/2020	24,922.09
ACH	LIFE	Life Technologies	08/13/2020	921.06
ACH	VZCONNEC	VERIZON CONNECT NWF, INC	08/13/2020	1,572.52
25083	AL FLR	Al Verduzco	08/13/2020	1,500.00
25084	CDFW	State of California	08/13/2020	400.00
25085	CINTAS	Cintas Corporation No. 2	08/13/2020	896.39
25086	CLARKE	Clarke Mosquito Control Prod Inc.	08/13/2020	32,869.36
25087	DD	Digital Deployment, Inc.	08/13/2020	4,800.00
25088	GENESEE	Genesee Scientific Corporation	08/13/2020	1,330.50
25089	HOME DEP	Acct 6035 3225 0389 2048 Home Depot Cr	08/13/2020	1,423.07
25090	INSIGHT	Insight Public Sector, Inc.	08/13/2020	3,494.00
25091	KOSMONT	Kosmont & Associates	08/13/2020	237.90
25092	LAMPIRE	Lampire Biological Laboratories, Inc.	08/13/2020	308.50
25093	OREILLY	O'Reilly Auto Enterprises, LLC	08/13/2020	307.79
25094	PRAXAIR	Praxair Distribution, Inc	08/13/2020	578.12
25095	PROLOCK	Professional Lock System, Inc.	08/13/2020	5,744.11
25096	QUADIENT	QUADIENT LEASING USA, INC.	08/13/2020	89.66
25097	SPARK	Sparkletts	08/13/2020	433.66
25098	SPBRK	Springbrook Software Springbrook Holding	08/13/2020	40,204.00
25099	VWR	VWR International LLC	08/13/2020	579.59
Total for 8/13/2020:				122,612.32
ACH	ABBE	ROGER ABBE	08/20/2020	48.36
ACH	ARIASA	Adina Arias	08/20/2020	234.05
ACH	BENNETT	Stephen Bennett	08/20/2020	234.05
ACH	BOBBITT	Catherine Bobbitt	08/20/2020	234.05
ACH	CAMPBELL	JAMES CAMPBELL	08/20/2020	60.32
ACH	DAIKER	John Daiker	08/20/2020	260.80
ACH	EDISON	SUZANNE R. EDISON	08/20/2020	289.20
ACH	ELLIOTT	MARGARET ELLIOTT	08/20/2020	48.36
ACH	EVER	GARY EVERINGHAM	08/20/2020	104.90
ACH	FOGARTY	Carrie Fogarty	08/20/2020	234.05
ACH	Goedhart	Gerard Goedhart	08/20/2020	234.05
ACH	HEARST	Michael Hearst	08/20/2020	434.05
ACH	Huff	Robert Huff	08/20/2020	234.05

Check No	Vendor No	Vendor Name	Check Date	Check Amount
ACH	KELLER	JUSTINE KELLER	08/20/2020	60.32
ACH	KIMBALL	Deborah Kimball	08/20/2020	234.05
ACH	KOENIG	Steve Koenig	08/20/2020	234.05
ACH	LACHANCE	Glenn LaChance	08/20/2020	331.35
ACH	LOUGHNER	LINDA LOUGHNER	08/20/2020	214.60
ACH	MCCARTY	Danny McCarty	08/20/2020	234.05
ACH	MILLER J	Jon Miller	08/20/2020	234.05
ACH	MONTANI	Karen Montani	08/20/2020	72.72
ACH	PARSONS	John Parsons	08/20/2020	234.05
ACH	POSPISIL	Terry Pospisil	08/20/2020	234.05
ACH	REES	JETTE REES	08/20/2020	112.00
ACH	Rehders	Renee Rehders	08/20/2020	234.05
ACH	REINIG	Allyson Reinig	08/20/2020	234.05
ACH	Reisin	Caroline Reisinger	08/20/2020	234.05
ACH	Reynolds	Thomas Reynolds	08/20/2020	48.36
ACH	RINCON	Claudio Rincon	08/20/2020	234.05
ACH	SIPE	Russell Sipe	08/20/2020	234.05
ACH	Velten	Robert K. Velten	08/20/2020	234.05
ACH	AIRGAS	AIRGAS USA, LLC	08/20/2020	865.10
ACH	ASBURY	World Oil Environmental Services	08/20/2020	160.00
ACH	FEDEX	Federal Express Corp.	08/20/2020	126.67
ACH	GG DISP	Republic Waste Svcs of So. Calif., LLC	08/20/2020	1,967.84
ACH	LIFE	Life Technologies	08/20/2020	5,599.34
ACH	SPECTRUM	Time Warner Cable/Spectrum	08/20/2020	1,587.54
ACH	STERI	Stericycle, Inc.	08/20/2020	1,225.01
25100	AMAZON	AMAZON/SYNCB	08/20/2020	1,927.04
25101	AQUA	AquaSolver, LLC	08/20/2020	538.87
25102	ARCPOINT	Sarita Sadhwani	08/20/2020	375.00
25103	AT T	AT&T MOBILITY	08/20/2020	31.78
25104	AT&T	AT&T	08/20/2020	67.49
25105	CINTAS	Cintas Corporation No. 2	08/20/2020	1,005.90
25106	CLEANATN	Cleanation Commercial Services, LLC	08/20/2020	1,760.00
25107	DIEHL	White Nelson Diehl Evans LLP	08/20/2020	2,800.00
25108	FEED	Feed Barn	08/20/2020	41.98
25109	FISHER	Fisher Scientific	08/20/2020	311.88
25110	GG WATER	City of Garden Grove	08/20/2020	1,052.10
25111	KWEST	K'WEST Printing	08/20/2020	1,760.67
25112	MARY ANN	Mary Ann Liebert, Inc. Publishers	08/20/2020	927.00
25113	OC FIRE	Orange County Fire Protection	08/20/2020	218.78
25114	OCHCA	County of Orange	08/20/2020	189.00
25115	OREILLY	O'Reilly Auto Enterprises, LLC	08/20/2020	343.74
25116	PARS	Public Agency Retirement Svcs	08/20/2020	311.40
25117	Placenti	City of Placentia	08/20/2020	35.00
25118	PRAXAIR	Praxair Distribution, Inc	08/20/2020	907.69
25119	RODRIG	Agripino Rodriguez	08/20/2020	150.00
25120	S & R	S & R A/C And Heating, Inc.	08/20/2020	2,289.00
25121	SCG	Southern Calif. Gas Co.	08/20/2020	28.98
25122	SECURITY	OC Special Events Security, Inc.	08/20/2020	3,840.00
25123	SUN	Sun Badge Company	08/20/2020	544.52
25124	ULINE	Uline Shipping Supply Specialists	08/20/2020	117.98
25125	WALKING	The Walking Man, Inc.	08/20/2020	1,850.00
25126	XEROX	Xerox Financial Services	08/20/2020	616.62
25127	ZASIO	Zasio Enterprises, Inc.	08/20/2020	2,194.58
Total for 8/20/2020:				44,066.74
ACH	CalPERS1	CalPERS	08/25/2020	44,316.39

Check No	Vendor No	Vendor Name	Check Date	Check Amount
ACH	EDD	Employment Development Dept.	08/25/2020	10,859.87
ACH	IRS	Internal Revenue Service	08/25/2020	37,062.48
ACH	STATE	STATE DISBURSEMENT UNIT	08/25/2020	470.18
ACH	TASC	Total Administrative Services Corp.	08/25/2020	2,079.02
ACH	EEASSOC	OCVCD Employee Association	08/25/2020	825.00
ACH	ICMA	ICMA	08/25/2020	19,585.47
ACH	NATION	Nationwide Retirement Solutions	08/25/2020	5,760.00
ACH	USB	PARS/U.S. Bank N.A. Minnesota	08/25/2020	221.53
ACH	AGUINAGA	X. Cecilia Aguinaga	08/25/2020	100.00
ACH	ALVAREZ	Michael Alvarez	08/25/2020	100.00
ACH	BROTHERS	Cheryl Brothers	08/25/2020	100.00
ACH	CHUN	ROSS CHUN	08/25/2020	100.00
ACH	CONTRERA	Sergio Contreras	08/25/2020	100.00
ACH	DAVIS	Michael Davis	08/25/2020	100.00
ACH	DOBYT	Tanya Doby	08/25/2020	100.00
ACH	GENIS	Sandra L. Genis	08/25/2020	100.00
ACH	GREEN C	Craig S. Green	08/25/2020	100.00
ACH	Herdman	Jeffrey Herdman	08/25/2020	100.00
ACH	HORNE	Shari Lucas Horne	08/25/2020	100.00
ACH	HUANG	Peggy Huang	08/25/2020	100.00
ACH	HUPP	Cecilia T. Hupp	08/25/2020	100.00
ACH	JOSEPH	April Josephson	08/25/2020	100.00
ACH	KHAN	FARRAH KHAN	08/25/2020	100.00
ACH	KRING	Lucille Kring	08/25/2020	100.00
ACH	MASSA-LA	Sandra Massa-Lavitt	08/25/2020	100.00
ACH	MILESC	Crystal Miles	08/25/2020	100.00
ACH	MORRIS	MICHAEL MORRIS	08/25/2020	100.00
ACH	PATELN	Nitesh Patel	08/25/2020	100.00
ACH	PEATJ	Jon Peat	08/25/2020	100.00
ACH	PEZOLDE	Erica Pezold	08/25/2020	100.00
ACH	RUESCH	Robert J. Ruesch	08/25/2020	100.00
ACH	ZTAYLORG	Gary Taylor	08/25/2020	100.00
25128	ANDERSON	Vladimir Anderson	08/25/2020	100.00
25129	DAHL	Jim Dahl	08/25/2020	100.00
25130	FITZGER	Jennifer Fitzgerald	08/25/2020	100.00
25131	GOMEZ	James Gomez	08/25/2020	100.00
25132	JENNINGS	John Mark Jennings	08/25/2020	100.00
25133	POSEY	Mike Posey	08/25/2020	100.00
25134	TAYLOR	John Taylor	08/25/2020	100.00
25135	VICZOREK	Richard Viczorek	08/25/2020	100.00
Total for 8/25/2020:				124,379.94
ACH	MILLER J	Jon Miller	08/27/2020	91.00
25136	AT T FAX	AT&T	08/27/2020	306.11
25137	BIO QUIP	Bio Quip Products	08/27/2020	517.79
25138	CAGATE	California Gate & Entry System	08/27/2020	135.88
25139	CINTAS	Cintas Corporation No. 2	08/27/2020	899.29
25140	CROWN	Crown Maintenance	08/27/2020	215.00
25141	KWEST	K'WEST Printing	08/27/2020	1,482.26
25142	LAMPIRE	Lampire Biological Laboratories, Inc.	08/27/2020	255.75
25143	LEADING	LEADING EDGE	08/27/2020	50,895.00
25144	OREILLY	O'Reilly Auto Enterprises, LLC	08/27/2020	787.34
25145	HASFIN	Quadient Finance USA, Inc	08/27/2020	600.00
25146	SCI	SCI Consulting Group	08/27/2020	19,475.71
25147	STAPLES	Staples Business Advantage	08/27/2020	2,158.28
25148	WALKING	The Walking Man, Inc.	08/27/2020	975.00

Check No	Vendor No	Vendor Name	Check Date	Check Amount
25149	UNIVAR	Univar USA Inc.	08/27/2020	7,651.65
Total for 8/27/2020:				86,446.06
ACH	CALPERS	Calif. Public Employees' Retirement	08/28/2020	71,797.73
25150	FM	F M CREDIT CARD	08/28/2020	13,097.27
25151	COLONIAL	Colonial Life & Accident Insurance Co	08/28/2020	1,075.84
25152	VSP	Vision Service Plan	08/28/2020	1,088.38
25153	GUARD	Guardian - Appleton	08/28/2020	12,577.45
Total for 8/28/2020:				99,636.67
ACH	ARCO	ARCO Business Solutions	08/31/2020	15,758.40
ACH	OC TOLL	OC Toll Roads	08/31/2020	756.00
Total for 8/31/2020:				16,514.40
Report Total (204 checks):				711,439.33



ORANGE COUNTY MOSQUITO AND VECTOR CONTROL DISTRICT

October 15, 2020

AGENDA REPORT

AGENDA ITEM E.3

Prepared By: Tan Nguyen, Finance Manager
Submitted By: Rick Howard, District Manager

Agenda Title:

Approve Monthly Financial Report for August 2020

Recommended Action:

Receive and file

Executive Summary:

Accept for inclusion, the Orange County Mosquito and Vector Control District Monthly Financial Report for August 2020

Fiscal Impact:

Amount Requested \$ N/A

Sufficient Budgeted Funds Available:

Category: Pers. Optg. Cap. -or- CIP# Fund#

Previous Relevant Board Actions for This Item:

Exhibits:


Exhibit A: Monthly Financial Report for August 2020


Orange County Mosquito and Vector Control District
Monthly Financial Report
Month Ending August 31, 2020

Fund No.	Fund	Cash Balance 7/31/2020	Revenue	Expenditures	Transfers	Accrual Adjustment	Cash Balance 8/31/2020	Cash Balance 8/31/2019
10	Operating	\$ 6,241,564	\$ 53,363	\$ 1,113,440	\$ -	\$ 2,319	\$ 5,183,806	\$ 3,680,880
20	Vehicle Replacement	555,206	-	-	-	-	555,206	524,715
30	Liability Reserve	360,611	-	-	-	-	360,611	350,265
40	Equipment Replacement	836,602	-	-	-	-	836,602	819,493
50	Emergency Vector Control	1,675,027	-	-	-	-	1,675,027	1,640,773
60	Facility Improvement	8,125,091	29,282	5,192	-	583	8,149,764	7,210,067
70	Habitat Remediation	100,002	-	-	-	-	100,002	96,902
90	Retiree Medical Insurance	167,269	3,307	16,358	-	(7,381)	146,837	(295,414)
95	Retirement Contingency	253,185	-	-	-	-	253,185	248,007
99	Payroll Clearing	60,552	-	-	-	(3,260)	57,292	72,018
		\$ 18,375,109	\$ 85,952	\$ 1,134,990	\$ -	\$ (7,739)	\$ 17,318,332	\$ 14,347,706

Cash & Investment Balances:		Monthly Yield
California LAIF	\$ 4,846,563	0.784%
O.C. Treasurer	1,719,881	1.085%
Stifel Brokerage account		
Money market (par)	210,717	0.01%
Fixed income - Muni (par)	970,000	2.97%
Fixed income - other (par)	3,890,000	2.31%
Unamortized premium/(discount) on investments	56,351	n/a
F&M Checking	5,048,290	n/a
Payroll Checking	420,253	n/a
F&M HBP	146,277	0.05%
Petty Cash - Checking	10,000	n/a
Total Cash and Investments	\$ 17,318,332	

Section 115 Irrevocable Trust Balances:		3-month return
PARS Post-Employment Benefits Trust	\$ 3,742,955	7.38%
PARS Pension Trust	2,237,141	7.38%
Total PARS Trust Balances	\$ 5,980,096	


Richard Howard
District Manager


Tan Nguyen
Finance Manager

Monthly Cash Flow

Month	Revenue	Expenditures	Transfers	Accrual Adjustment	Monthly Cash Flow	Prior Year Comparison
July	\$ 40,367	\$ 1,511,848	\$ -	\$ 37,561	\$ (1,433,920)	\$ (935,740)
August	85,952	1,134,990	-	(7,739)	(1,056,777)	(1,501,829)
September					-	(864,577)
October					-	(1,419,021)
November					-	1,710,464
December					-	4,564,325
January					-	(267,536)
February					-	(785,792)
March					-	297,970
April					-	3,535,134
May					-	(368,295)
June					-	(944,530)
Total YTD	\$ 126,319	\$ 2,646,838	\$ -	\$ 29,822	\$ (2,490,697)	\$ 3,020,573

Revenues: 17% of Fiscal Year

10-Operating Fund	Budget	Actual	Percentage
Property Taxes	\$ 6,329,449	\$ 34,641	0.5%
1996 Benefit Assessment	1,563,213	-	0.0%
2004 Benefit Assessment	6,682,713	-	0.0%
Interest and Concessions	65,000	19,393	29.8%
Miscellaneous	1,000	-	0.0%
Successor Agency Pass thru/Residual	282,145	-	0.0%
Rent for Cell Sites	28,200	4,840	17.2%
VCJPA Pooled Services	72,000	-	0.0%
CDPH - CA State Grant	-	-	0.0%
Charges for Services	50,000	6,816	13.6%
Total Operating Fund Revenues	15,073,720	65,690	0.4%

The major distributions of property tax and benefit assessments occur in four installments: December, January, April, and May

Monies come through the County and are unpredictable

No.	Other Funds	Budget	Actual	Percentage
20	Vehicle Replacement	17,000	-	0.0%
30	Liability Reserve	4,000	-	0.0%
40	Equipment Replacement	9,000	-	0.0%
50	Emergency Vector Control	15,000	-	0.0%
60	Facility Improvement	380,000	53,431	14.1%
70	Habitat Remediation	-	-	0.0%
90	Retiree Medical Insurance	38,760	7,198	18.6%
95	Retirement Contingency	4,000	-	0.0%
Total Other Funds		446,760	60,629	13.6%
Total Revenue		\$ 15,541,480	\$ 126,319	0.8%

Expenditures: 17% of Fiscal Year

No.	10-Operating Fund	Budget	Actual	Percentage
110	Trustees	\$ 78,050	\$ 6,300	8.1%
120	District Manager	431,050	50,829	11.8%
130	Legal Services	124,000	2,615	2.1%
140	Non-Departmental	310,500	63,981	20.6%
Executive		943,600	123,725	13.1%
210	Administrative Services	848,270	140,714	16.6%
220	Insurance	706,500	740,679	104.8%
Administrative Services		1,554,770	881,393	56.7%
310	Technical Services	1,794,375	300,207	16.7%
Scientific Technical Services		1,794,375	300,207	16.7%
410	Field Operations	7,160,400	970,573	13.6%
430	Vehicle Maintenance	861,700	71,449	8.3%
440	Building Maintenance	256,510	39,486	15.4%
Operations		8,278,610	1,081,508	13.1%
510	Public Information	791,475	80,208	10.1%
520	Information Technology	766,640	102,448	13.4%
530	Public Service	171,000	21,765	12.7%
Public Information		1,729,115	204,421	11.8%
Total Operating Fund Expenditures		14,300,470	2,591,254	18.1%

Invoices are paid monthly, one month after services provided.

Annual insurance premiums were paid in July.

No.	Other Funds	Budget	Actual	Percentage
20	Vehicle Replacement	-	-	0.0%
30	Liability Reserve	-	-	0.0%
40	Equipment Replacement	-	-	0.0%
50	Emergency Vector Control	-	-	0.0%
60	Facility Improvement	44,000	6,197	14.1%
70	Habitat Remediation	-	-	0.0%
90	Retiree Medical Insurance	198,650	49,387	24.9%
95	Retirement Contingency	100,000	-	0.0%
Total Other Funds		342,650	55,584	16.2%
Total Expenditures		\$ 14,643,120	2,646,838	18.1%

Payment for insurance occurs one month in advance of coverage

STIFEL PRESTIGE® ACCOUNT STATEMENT

1 1 1 D177010 SSNR00801

**ORANGE COUNTY MOSQUITO &
VECTOR CONTROL DISTRICT
13001 GARDEN GROVE BLVD
GARDEN GROVE CA 92843-2102**



Your Financial Advisor (LU04):

SANDRA WHEELER
Telephone: (805) 783-2921

Office Serving Your Account:

999 MONTEREY ST. STE. 360
SAN LUIS OBISPO, CA 93401

PRIMARY INVESTMENT OBJECTIVE: Income

RISK TOLERANCE: Moderate

For a full definition of this objective and risk tolerance, including the use of margin, please see www.stifel.com, IMPORTANT DISCLOSURES, or contact your Financial Advisor. If you have any questions concerning your investment objective or risk tolerance, or wish to make a change, please contact your Financial Advisor or the Branch Manager for this office.

TRADING TAX LOT RELIEF METHOD: First In, First Out

INVESTOR UPDATE

At June 30, 2020, Stifel, Nicolaus & Company, Incorporated had net capital of \$449,433,297 or \$425,165,704 in excess of the minimum requirement of \$24,267,593. The June 30, 2020 Statement of Financial Condition is available at no charge by calling (800) 488-0970 or logging onto www.stifel.com.

ACCOUNT PROTECTION

Stifel, Nicolaus & Company, Incorporated provides up to \$150 million of coverage for securities held in client accounts, of which \$1.15 million may be in cash deposits. Ask your Financial Advisor for more details.

Thank you for allowing Stifel to serve you. In order to protect your rights, including rights under the Securities Investor Protection Act (SIPA), please promptly report, in writing, any inaccuracies or discrepancies in this account or statement to the Compliance Department of Stifel at the address below. If you have any questions regarding your account or this statement, please contact your Financial Advisor or the Branch Manager for this office. For additional information regarding your Stifel account, please refer to the current Stifel Account Agreement and Disclosure Booklet, which is available at www.stifel.com/disclosures/account-agreement.

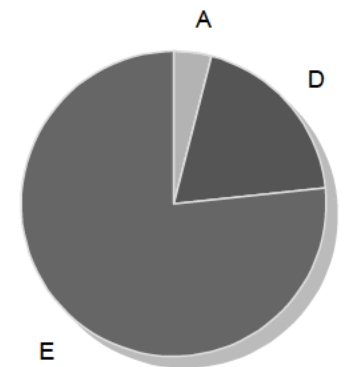
PORTFOLIO SUMMARY	August 31	July 31
Net Cash Equivalents **	210,716.81	368,727.09
Net Portfolio Assets held at Stifel	5,014,994.00	4,856,625.10
Net Portfolio Assets not held at Stifel		
Net Portfolio Value	\$5,225,710.81	\$5,225,352.19
YOUR CHANGE IN PORTFOLIO VALUE	August 31	July 31
Net Cash Flow (Inflows/Outflows) ²		
Securities Transferred In/Out		
Income and Distributions	8,396.95	10,275.33
Change in Securities Value	-8,038.33	2,253.10
Net Change in Portfolio Value	\$358.62	\$12,528.43

** See the Stifel Insured Bank Deposit Program Disclosure Statements for additional information.

² Does not include cost or proceeds for buy or sell transactions.

YOUR ASSET SUMMARY

	Value on August 31, 2020 (\$)	Percentage of your account
A Net Cash Equivalents**	210,716.81	4.03%
D Fixed Income-Muni	1,007,211.30	19.27%
E Fixed Income-Other	4,007,782.70	76.69%
Total Assets	\$5,225,710.81	100.00%



ASSET SUMMARY

	Value as of August 31, 2020				Gains/(-)Losses		
	<i>At Stifel</i>	<i>Not at Stifel</i>	<i>Total</i>	<i>% of assets *</i>	<i>Unrealized</i>	<i>Realized</i>	
						<i>This Period</i>	<i>Year-to-date</i>
Cash	1,844.93		1,844.93	0.04%			
Cash Sweep**	208,871.88		208,871.88	4.00%			
Margin Balance							
A. Net Cash Equivalents	\$210,716.81		\$210,716.81	4.03%			
B. Equities							
C. Preferreds							
D. Fixed Income-Muni	1,007,211.30		1,007,211.30	19.27%	6,512.03		
E. Fixed Income-Other	4,007,782.70		4,007,782.70	76.69%	93,141.67		8,159.36
F. Mutual Funds							
G. Unit Investment Trusts							
H. Insurance Products							
I. Alternative Investments							
J. Other Investments							
K. Stifel Smart Rate Program **							
Net Portfolio Assets	\$5,014,994.00	\$0.00	\$5,014,994.00	95.97%	\$99,653.70	\$0.00	\$8,159.36
Net Portfolio Value	\$5,225,710.81	\$0.00	\$5,225,710.81	100.00%	\$99,653.70	\$0.00	\$8,159.36

INCOME & DISTRIBUTION SUMMARY

	<i>Security Type</i>	<i>Year-to-date</i>	<i>This period</i>
Dividends	Tax-Exempt		
	Taxable		
Interest	Tax-Exempt		
	Taxable	85,201.94	8,396.95
Capital Gain Distributions			
Return of Principal			
Other			
Total Income & Distributions		\$85,201.94	\$8,396.95

INFORMATION SUMMARY

	<i>Security Type</i>	<i>Year-to-date</i>	<i>This period</i>
Accrued Interest Paid	Tax-Exempt	1,262.50	1,262.50
	Taxable	7,914.31	317.73
Accrued Interest Received	Tax-Exempt		
	Taxable	2,108.10	
Gross Proceeds		1,891,598.50	100,000.00
Federal Withholding			
Foreign Taxes Paid			
Margin Interest Charged			

* Please note "% of assets" figures are shown gross of any amounts owed to Stifel and/or net short positions.

** Include balances which are FDIC insured bank deposits, not cash held in your Securities Account and not covered by SIPC.

ASSET DETAILS

This section shows the cash equivalents and/or securities in your account. Prices obtained from outside sources are considered reliable but are not guaranteed by Stifel. Actual prices may vary, and upon sale, you may receive more or less than your original purchase price. Contact your Financial Advisor for current price quotes. Gain/Loss is provided for informational purposes only. Cost basis may be adjusted for, but not limited to, amortization, accretion, principal paydowns, capital changes, listed option premiums, gifting rules, inheritance step-up, or wash sales. The Gain/Loss information should not be used for tax preparation without the assistance of your tax advisor. Lot detail quantity displayed is truncated to the one thousandth of a share.

NET CASH EQUIVALENTS

	<i>Current value</i>	<i>Cost Basis</i>	<i>Estimated Annualized Income</i>	<i>Estimated Yield %</i>
CASH	1,844.93	1,844.93		
STIFEL FDIC INSURED	208,871.88	208,871.88	20.89	0.01%
Total Net Cash Equivalents	\$210,716.81	\$210,716.81	\$20.89	0.01%

STIFEL INSURED BANK DEPOSIT PROGRAM

Funds deposited through the Stifel Insured Bank Deposit Program (the "Program") may be deposited at multiple banks. The Program's Disclosure Statement is available at www.stifel.com/disclosures/account-agreement. The deposits are not covered by the Securities Investor Protection Corporation ("SIPC"). Deposits are insured by the FDIC within applicable limits.

Balances in the Program or in any money market fund offered as an available fund for Cash Investment Services at Stifel, subject to applicable limits, can be liquidated upon request and the proceeds returned to your securities account or can be distributed directly to you with the proper withdrawal form on file.

PORTFOLIO ASSETS - HELD AT STIFEL

Fixed Income-Muni	<i>Symbol/ Bond Rating/ Type</i>	<i>Quantity</i>	<i>Current Price/ Current Value</i>	<i>Average Unit Cost/ Cost Basis</i>	<i>Accrued Income⁶</i>	<i>Unrealized Gain/(-)Loss¹⁰</i>	<i>Estimated Annualized Income</i>	<i>Estimated Yield %</i>
OHIO ST WTR DEV AUTH POLLTN CTL REV WTR QUAL B2 BABS B/E TXBL CPN 3.742% DUE 12/01/21 DTD 08/24/10 FC 12/01/10 CUSIP: 67766WQH8 <i>Original Cost: 155,372.00</i>	S&P: AAA Moody: Aaa Cash	150,000	102.5270 153,790.50	102.4952 153,742.76	1,403.25	47.74	5,613.00	3.65%
NORCO CA CMNTY REDEV AGY SUCCESS AGY REV TAX ALLOC RFDG B B/E TXBL CPN 2.715% DUE 03/01/22 DTD 12/20/17 FC 03/01/18 CUSIP: 655505BJ3 <i>Original Cost: 153,354.50</i>	S&P: AA- Cash	150,000	103.0530 154,579.50	101.7975 152,696.19	2,036.25	1,883.31	4,072.50	2.63%



ASSET DETAILS (continued)

PORTFOLIO ASSETS - HELD AT STIFEL (continued)

Fixed Income-Muni	<i>Symbol/ Bond Rating/ Type</i>	<i>Quantity</i>	<i>Current Price/ Current Value</i>	<i>Average Unit Cost/ Cost Basis</i>	<i>Accrued Income⁶</i>	<i>Unrealized Gain/(-)Loss¹⁰</i>	<i>Estimated Annualized Income</i>	<i>Estimated Yield %</i>
OCEANSIDE CA PENSION OBLIG RFDG REV B/E TXBL CPN 3.839% DUE 08/15/22 DTD 08/11/15 FC 02/15/16 CUSIP: 675371AY4 <i>Original Cost: 104,986.00</i>	S&P: AA+ Cash	100,000	106.3690 106,369.00	104.2573 104,257.31	170.62	2,111.69	3,839.00	3.61%
HILLSBOROUGH CNTY FL AVIATION AUTH CUST FAC REV TAMPA INTL B/E TXBL CPN 3.549% DUE 10/01/22 DTD 09/03/15 FC 04/01/16 CUSIP: 432275AE5 <i>Original Cost: 205,191.00</i>	S&P: A Moody: A3 Cash	200,000	103.2760 206,552.00	102.2962 204,592.34	2,957.50	1,959.66	7,098.00	3.44%
WATAUGA CNTY NC RFDG B/E TXBL CPN 2.330% DUE 06/01/23 DTD 10/02/19 FC 06/01/20 CUSIP: 94109SAT8 <i>Original Cost: 113,363.30</i>	S&P: AA Cash	110,000	102.7010 112,971.10	102.7621 113,038.26	640.75	-67.16	2,563.00	2.27%
CONNECTICUT ST SER A B/E TXBL CPN 1.998% DUE 07/01/24 DTD 06/11/20 FC 01/01/21 CUSIP: 20772KJW0 <i>Original Cost: 112,753.90</i>	S&P: A Moody: A1 Cash	110,000	104.0170 114,418.70	102.3791 112,616.99	488.40	1,801.71	2,197.80	1.92%
NEW YORK NY CITY HSG DEV CORP MLTIFAM HSG REV SER E B/E CPN 3.000% DUE 05/01/25 DTD 09/24/14 FC 11/01/14 CALL 05/01/23 @ 100.000 CUSIP: 64972CBF9 <i>Original Cost: 159,947.00</i>	S&P: AA+ Moody: Aa2 Cash	150,000	105.6870 158,530.50	106.5036 159,755.42	1,500.00	-1,224.92	4,500.00	2.84%
Total Fixed Income-Muni		970,000	\$1,007,211.30	\$1,000,699.27	\$9,196.77	\$6,512.03	\$29,883.30	2.97%

Municipal Bonds held may or may not be tax free. Please consult with your tax advisor.



ASSET DETAILS (continued)

PORTFOLIO ASSETS - HELD AT STIFEL (continued)

Fixed Income-Other	<i>Symbol/ Bond Rating/ Type</i>	<i>Quantity</i>	<i>Current Price/ Current Value</i>	<i>Average Unit Cost/ Cost Basis</i>	<i>Accrued Income⁶</i>	<i>Unrealized Gain/(-)Loss¹⁰</i>	<i>Estimated Annualized Income</i>	<i>Estimated Yield %</i>
FEDL NATL MTG ASSN NOTE CPN 2.875% DUE 10/30/20 DTD 11/01/18 FC 04/30/19 CUSIP: 3135G0U84 <i>Original Cost: 253,425.11</i>	S&P: AA+ Moody: Aaa Cash	250,000	100.4520 251,130.00	100.1781 250,445.17	2,415.80	684.83	7,187.50	2.86%
FEDL NATL MTG ASSN NOTE CPN 2.000% DUE 10/30/20 DTD 04/30/12 FC 10/30/12 CUSIP: 3136G0FJ5 <i>Original Cost: 250,472.82</i>	S&P: AA+ Cash	250,000	100.3060 250,765.00	100.0231 250,057.69	1,680.56	707.31	5,000.00	1.99%
APPLE INC NOTE CPN 2.850% DUE 05/06/21 DTD 05/06/14 FC 11/06/14 CUSIP: 037833AR1 <i>Original Cost: 254,209.50</i>	S&P: AA+ Moody: Aa1 Cash	250,000	101.8650 254,662.50	100.6053 251,513.19	2,276.04	3,149.31	7,125.00	2.80%
U S TREASURY NOTE CPN 2.625% DUE 05/15/21 DTD 05/15/18 FC 11/15/18 CUSIP: 9128284P2 <i>Original Cost: 253,350.75</i>	Moody: Aaa Cash	250,000	101.7310 254,327.50	100.4787 251,196.65	1,943.78	3,130.85	6,562.50	2.58%
SALLIE MAE BANK SALT LAKE CITY UT CD FDIC #58177 CPN 2.450% DUE 05/17/21 DTD 05/15/19 FC 11/15/19 CUSIP: 7954502W4	Cash	100,000	101.7010" 101,701.00	100.0000 100,000.00	731.64	1,701.00	2,450.00	2.41%
FEDL NATL MTG ASSN NOTE CPN 2.750% DUE 06/22/21 DTD 06/25/18 FC 12/22/18 CUSIP: 3135G0U35 <i>Original Cost: 255,015.78</i>	S&P: AA+ Moody: Aaa Cash	250,000	102.0950 255,237.50	100.8005 252,001.34	1,317.71	3,236.16	6,875.00	2.69%
FEDL NATL MTG ASSN NOTE CPN 2.000% DUE 01/05/22 DTD 01/09/17 FC 07/05/17 CUSIP: 3135G0S38 <i>Original Cost: 152,238.52</i>	S&P: AA+ Moody: Aaa Cash	150,000	102.5490 153,823.50	100.8598 151,289.77	466.67	2,533.73	3,000.00	1.95%



ASSET DETAILS (continued)

PORTFOLIO ASSETS - HELD AT STIFEL (continued)

Fixed Income-Other	<i>Symbol/ Bond Rating/ Type</i>	<i>Quantity</i>	<i>Current Price/ Current Value</i>	<i>Average Unit Cost/ Cost Basis</i>	<i>Accrued Income⁶</i>	<i>Unrealized Gain/(-)Loss¹⁰</i>	<i>Estimated Annualized Income</i>	<i>Estimated Yield %</i>
PFIZER INC NOTE CPN 2.800% DUE 03/11/22 DTD 03/11/19 FC 09/11/19 CUSIP: 717081ER0 <i>Original Cost: 101,548.00</i>	S&P: AA- Moody: A1 Cash	100,000	103.8200 103,820.00	100.8597 100,859.70	1,353.34	2,960.30	2,800.00	2.70%
U S TREASURY NOTE CPN 2.250% DUE 04/15/22 DTD 04/15/19 FC 10/15/19 CUSIP: 9128286M7 <i>Original Cost: 253,725.75</i>	Moody: Aaa Cash	250,000	103.3980 258,495.00	100.8885 252,221.18	2,136.27	6,273.82	5,625.00	2.18%
IBM CORP UNSECD NOTE CPN 2.850% DUE 05/13/22 DTD 05/15/19 FC 11/15/19 CUSIP: 459200JX0 <i>Original Cost: 151,274.50</i>	S&P: A Moody: A2 Cash	150,000	104.2870 156,430.50	100.4127 150,619.08	1,258.75	5,811.42	4,275.00	2.73%
SALLIE MAE BANK SALT LAKE CITY UT CD FDIC #58177 CPN 2.550% DUE 05/16/22 DTD 05/15/19 FC 10/15/19 CUSIP: 7954502X2	Cash	100,000	104.1240 " 104,124.00	100.0000 100,000.00	761.51	4,124.00	2,550.00	2.45%
ALLY BANK SANDY UT CD FDIC #57803 CPN 1.850% DUE 08/29/22 DTD 08/29/19 FC 02/29/20 CUSIP: 02007GLJ0	Cash	200,000	103.4020 " 206,804.00	100.0000 200,000.00	30.41	6,804.00	3,700.00	1.79%
UNITEDHEALTH GRP INC NOTE CPN 2.375% DUE 10/15/22 DTD 10/25/17 FC 04/15/18 CUSIP: 91324PDD1 <i>Original Cost: 153,461.00</i>	S&P: A+ Moody: A3 Cash	150,000	104.3940 156,591.00	101.8256 152,738.39	1,345.83	3,852.61	3,562.50	2.28%
JPMORGAN CHASE & CO SR NOTE CPN 3.200% DUE 01/25/23 DTD 01/25/13 FC 07/25/13 CUSIP: 46625HJH4 <i>Original Cost: 254,432.00</i>	S&P: A- Moody: A2 Cash	250,000	106.6040 266,510.00	101.1742 252,935.50	800.00	13,574.50	8,000.00	3.00%



ASSET DETAILS (continued)

PORTFOLIO ASSETS - HELD AT STIFEL (continued)

Fixed Income-Other	<i>Symbol/ Bond Rating/ Type</i>	<i>Quantity</i>	<i>Current Price/ Current Value</i>	<i>Average Unit Cost/ Cost Basis</i>	<i>Accrued Income⁶</i>	<i>Unrealized Gain/(-)Loss¹⁰</i>	<i>Estimated Annualized Income</i>	<i>Estimated Yield %</i>
MORGAN STANLEY BANK NA SALT LAKE CITY UT CD FDIC #32992 CPN 2.650% DUE 01/25/23 DTD 01/25/18 FC 07/25/18 CUSIP: 61747MH46 <i>Original Cost: 101,128.00</i>	Cash	100,000	105.9410" 105,941.00	100.7678 100,767.76	275.89	5,173.24	2,650.00	2.50%
SIMON PPTY GRP LP NOTE CPN 2.750% DUE 02/01/23 DTD 12/17/12 FC 08/01/13 CALL 11/01/22 @ 100.000 CUSIP: 828807CN5 <i>Original Cost: 151,146.50</i>	S&P: A Moody: A2 Cash	150,000	104.0380 156,057.00	100.6629 150,994.31	343.75	5,062.69	4,125.00	2.64%
AMERICAN EXPRESS NATL BK SANDY UT CD FDIC #27471 CPN 1.450% DUE 03/31/23 DTD 03/31/20 FC 09/30/20 CUSIP: 02589AB50	Cash	100,000	103.2530" 103,253.00	100.0000 100,000.00	611.78	3,253.00	1,450.00	1.40%
CAPITAL ONE BANK USA NA GLEN ALLEN VA CD FDIC #33954 CPN 1.450% DUE 04/10/23 DTD 04/08/20 FC 10/08/20 CUSIP: 14042TDF1	Cash	240,000	103.2830" 247,879.20	100.0000 240,000.00	1,392.00	7,879.20	3,480.00	1.40%
MICROSOFT CORP NOTE CPN 2.375% DUE 05/01/23 DTD 05/02/13 FC 11/01/13 CALL 02/01/23 @ 100.000 CUSIP: 594918AT1 <i>Original Cost: 102,711.00</i>	S&P: AAA Moody: Aaa Cash	100,000	105.3080 105,308.00	102.1625 102,162.52	791.67	3,145.48	2,375.00	2.26%
BMW BANK OF NORTH AMER SALT LAKE CITY UT CD FDIC #35141 CPN 1.650% DUE 02/28/24 DTD 02/28/20 FC 08/28/20 CUSIP: 05580AVB7	Cash	200,000	104.8620" 209,724.00	100.0000 200,000.00	36.16	9,724.00	3,300.00	1.57%

ASSET DETAILS (continued)

PORTFOLIO ASSETS - HELD AT STIFEL (continued)

Fixed Income-Other	<i>Symbol/ Bond Rating/ Type</i>	<i>Quantity</i>	<i>Current Price/ Current Value</i>	<i>Average Unit Cost/ Cost Basis</i>	<i>Accrued Income⁶</i>	<i>Unrealized Gain/(-)Loss¹⁰</i>	<i>Estimated Annualized Income</i>	<i>Estimated Yield %</i>
ROGERS MEM HOSP INC BOND CPN 2.383% DUE 07/01/24 DTD 08/28/19 FC 01/01/20 CUSIP: 775200AE8 <i>Original Cost: 104,880.00</i>	S&P: A Cash	100,000	104.0770 104,077.00	104.8388 104,838.78	397.17	-761.78	2,383.00	2.29%
JPMORGAN CHASE BANK NA COLUMBUS OH CD FDIC #00628 CLLB STEP CPN 2.000% DUE 12/30/24 DTD 12/30/19 FC 06/30/20 CALL 12/30/20 @ 100.000 CUSIP: 48128LVM8	Cash	200,000	100.5610" 201,122.00	100.0000 200,000.00	690.41	1,122.00	4,000.00	1.99%
Total Fixed Income-Other		3,890,000	\$4,007,782.70	\$3,914,641.03	\$23,057.14	\$93,141.67	\$92,475.50	2.31%
Principal Protected Notes are subject to the credit risk of the issuer. Principal Protected Market Linked CDs are subject to applicable limits.								
Total Portfolio Assets - Held at Stifel			\$5,014,994.00	\$4,915,340.30		\$99,653.70	\$122,358.80	2.44%
Total Net Portfolio Value			\$5,225,710.81	\$5,126,057.11		\$99,653.70	\$122,379.69	2.34%

FOOTNOTE DEFINITIONS

- ⁶ **Accrued Income:** Accrued Income amounts are provided for informational purposes only and are not included as part of the Net Portfolio Value. Accrued Income represents the sum of accrued interest and accrued dividends on securities positions, but which Stifel has not yet received. Stifel cannot guarantee the accuracy of the Accrued Income, which may be subject to change. Accrued Income amounts are not covered by SIPC and should not be relied upon for making investment decisions.
- ¹⁰ Please note "Unrealized Gain/(-)Loss" does not equal the total current value minus the total cost if any value or cost amounts are missing. Unrealized gains or losses are provided for your information only and should not be used for tax purposes.
- " The price assigned to this instrument may have been provided by a national pricing service and is derived from a 'market-driven pricing model.'
This price may not be the actual price you would receive in the event of a sale prior to the maturity of the C.D. Additional information is available upon request.



ACTIVITY SUMMARY				CASH EQUIVALENTS		
Type of Activity	Activity	Year-to-date	This period	Cash	Cash Sweep	Margin
Opening Balance - Net Cash Equivalents			\$368,727.09	\$253,281.25	\$115,445.84	\$0.00
Buy and Sell Transactions	Assets Bought	-2,266,343.01	-266,407.23	-266,407.23		
	Assets Sold/Redeemed	1,893,706.60	100,000.00	100,000.00		
Deposits	Deposits Made To Your Account	203,554.16				
Withdrawals	Withdrawals From Your Account					
Income and Distributions	Income and Distributions	85,201.94	8,396.95	8,396.95		
Cash Sweep Activity	Cash Sweep Activity			-93,426.04	93,426.04	
Margin Interest	Margin Interest Charged					
Other	Other Transactions					
Cash Management Activity	Card Activity					
	ACH/ATM Activity					
Checkwriting Activity	Checks You Wrote					
Closing Balance - Net Cash Equivalents			\$210,716.81	\$1,844.93	\$208,871.88	\$0.00
Securities Transferred	Securities Transferred In/Out					

ACTIVITY DETAILS				CASH EQUIVALENTS		
			This period	Cash	Cash Sweep	Margin
Opening Balance - Net Cash Equivalents			\$368,727.09	\$253,281.25	\$115,445.84	\$0.00

Assets Bought							Cash	Cash Sweep	Margin
Date	Activity	Quantity	Price	Description	Total				
8/10/2020	Asset Bought	150,000.000	106.6280	NEW YORK NY CITY HSG DEV CORP MLTIFAM HSG REV SER E B/E CPN 3.000% DUE 05/01/25 DTD 09/24/14 FC 11/01/14 CALL 05/01/23 @ 100.000 CUSIP: 64972CBF9	-161,209.50	-161,209.50			



ACTIVITY DETAILS continued

CASH EQUIVALENTS continued

Assets Bought continued

<i>Date</i>	<i>Activity</i>	<i>Quantity</i>	<i>Price</i>	<i>Description</i>	<i>Total</i>	<i>Cash</i>	<i>Cash Sweep</i>	<i>Margin</i>
8/17/2020	Asset Bought	100,000.000	104.8750	ROGERS MEM HOSP INC BOND CPN 2.383% DUE 07/01/24 DTD 08/28/19 FC 01/01/20 CUSIP: 775200AE8	-105,197.73	-105,197.73		

Total Assets Bought					-\$266,407.23	-\$266,407.23		
----------------------------	--	--	--	--	----------------------	----------------------	--	--

Assets Sold/Redeemed

<i>Date</i>	<i>Activity</i>	<i>Quantity</i>	<i>Price</i>	<i>Description</i>	<i>Total</i>	<i>Cash</i>	<i>Cash Sweep</i>	<i>Margin</i>
8/19/2020	Redemption	-100,000.000		GOLDMAN SACHS BANK USA NEW YORK NY CD FDIC #33124 CLLB CPN 1.850% DUE 02/20/24 DTD 02/19/20 FC 08/19/20 CALL 09/19/20 @ 100.000 CUSIP: 38149MQK2	100,000.00	100,000.00		

Total Assets Sold/Redeemed					\$100,000.00	\$100,000.00		
-----------------------------------	--	--	--	--	---------------------	---------------------	--	--

Income and Distributions

<i>Date</i>	<i>Activity</i>	<i>Quantity</i>	<i>Description</i>	<i>Total</i>	<i>Cash</i>	<i>Cash Sweep</i>	<i>Margin</i>
8/3/2020	Interest		SIMON PPTY GRP LP NOTE CPN 2.750% DUE 02/01/23 DTD 12/17/12 FC 08/01/13 CALL 11/01/22 @ 100.000 080120 150,000 CUSIP: 828807CN5	2,062.50	2,062.50		

8/17/2020	Interest		OCEANSIDE CA PENSION OBLIG RFDG REV B/E TXBL CPN 3.839% DUE 08/15/22 DTD 08/11/15 FC 02/15/16 081520 100,000 CUSIP: 675371AY4	1,919.50	1,919.50		
-----------	----------	--	---	----------	----------	--	--



ACTIVITY DETAILS continued

CASH EQUIVALENTS continued

Income and Distributions continued

<i>Date</i>	<i>Activity</i>	<i>Quantity</i>	<i>Description</i>	<i>Total</i>	<i>Cash</i>	<i>Cash Sweep</i>	<i>Margin</i>
8/19/2020	Interest		GOLDMAN SACHS BANK USA NEW YORK NY CD FDIC #33124 CLLB CPN 1.850% DUE 02/20/24 DTD 02/19/20 FC 08/19/20 081920 100,000 CUSIP: 38149MQK2	922.47	922.47		
8/28/2020	Interest		BMW BANK OF NORTH AMER SALT LAKE CITY UT CD FDIC #35141 CPN 1.650% DUE 02/28/24 DTD 02/28/20 FC 08/28/20 082820 200,000 CUSIP: 05580AVB7	1,645.48	1,645.48		
8/31/2020	Interest		ALLY BANK SANDY UT CD FDIC #57803 CPN 1.850% DUE 08/29/22 DTD 08/29/19 FC 02/29/20 082920 200,000 CUSIP: 02007GLJ0	1,844.93	1,844.93		
8/31/2020	Interest		STIFEL FDIC INSURED BANK DEPOSIT PROGRAM 083120 208,871 CUSIP: 09999844	2.07	2.07		

Total Income and Distributions

\$8,396.95

\$8,396.95

Cash Sweep Activity

<i>Date</i>	<i>Activity</i>	<i>Description</i>	<i>Total</i>	<i>Cash</i>	<i>Cash Sweep</i>	<i>Margin</i>
8/3/2020	Purchase	STIFEL FDIC INSURED BANK DEPOSIT PROGRAM		-253,281.25	253,281.25	
8/4/2020	Purchase	STIFEL FDIC INSURED BANK DEPOSIT PROGRAM		-2,062.50	2,062.50	
8/12/2020	Sale	STIFEL FDIC INSURED BANK DEPOSIT PROGRAM		161,209.50	-161,209.50	
8/18/2020	Purchase	STIFEL FDIC INSURED BANK DEPOSIT PROGRAM		-1,919.50	1,919.50	



ACTIVITY DETAILS continued

Cash Sweep Activity continued

<i>Date</i>	<i>Activity</i>	<i>Description</i>	<i>Total</i>	<i>Cash</i>	<i>Cash Sweep</i>	<i>Margin</i>
8/19/2020	Sale	STIFEL FDIC INSURED BANK DEPOSIT PROGRAM		105,197.73	-105,197.73	
8/20/2020	Purchase	STIFEL FDIC INSURED BANK DEPOSIT PROGRAM		-100,922.47	100,922.47	
8/31/2020	Purchase	STIFEL FDIC INSURED BANK DEPOSIT PROGRAM		-2.07	2.07	
8/31/2020	Purchase	STIFEL FDIC INSURED BANK DEPOSIT PROGRAM		-1,645.48	1,645.48	
Total Cash Sweep Activity			\$0.00	-\$93,426.04	\$93,426.04	

	<i>This period</i>	<i>Cash</i>	<i>Cash Sweep</i>	<i>Margin</i>
Closing Balance - Net Cash Equivalents	\$210,716.81	\$1,844.93	\$208,871.88	\$0.00

REALIZED GAINS/(-)LOSSES

This section provides estimated realized gains or losses for informational purposes only. Cost basis may be adjusted due to, but not limited to, the following: amortization, accretion, principal paydowns, capital changes, listed option premiums, gifting rules, inheritance step-up, or wash sales. Unless another method was in effect at the time of the trade, the trading tax lot relief method indicated on the first page of the statement was used to calculate gains or losses. Please review this information carefully for accuracy, and contact your Financial Advisor with any questions.

	<i>Closing Transaction</i>	<i>Date Acquired</i>	<i>Date Sold</i>	<i>Quantity</i>	<i>Cost Basis</i>	<i>Sale Proceeds</i>	<i>Realized Gain/(-)Loss**</i>
Fixed Income-Other							
GOLDMAN SACHS BANK USA NEW YORK NY CD CUSIP: 38149MQK2	REDEEMED	02/14/20	08/19/20	100,000	100,000.00	100,000.00	N/A (ST)
Total Fixed Income-Other					\$100,000.00	\$100,000.00	\$0.00
Total Realized Gains/(-)Losses					\$100,000.00	\$100,000.00	\$0.00
Total Net Short-Term (ST)					\$100,000.00	\$100,000.00	\$0.00
Total Net Long-Term (LT)					\$0.00	\$0.00	\$0.00
Total Net Other-Term (OT)					\$0.00	\$0.00	\$0.00

** Please note "Realized Gain/(-)Loss" does not equal total sale proceeds minus total cost basis if any cost basis amounts are missing.

Stifel Insured Bank Deposit Program

Amount(s) listed below include accrued interest in the amount of \$2.07. The rate at month-end was 0.01%.

Description	Location	Previous Month Value	Current Month Value
Stifel Bank and Trust	St. Louis, MO	\$109,177.96	\$208,871.58
Stifel Bank	Clayton, MO	\$0.00	\$0.29
Citibank NA	Sioux Falls, SD	\$6,267.88	\$0.01
Closing Balance - Stifel Insured Bank Deposit Program			\$208,871.88

Your deposit balances at each Program Bank are eligible for insurance by the FDIC within applicable limits. The deposit balances are not insured by SIPC. Please refer to the Stifel Insured Bank Deposit Program Disclosure Statement and the Stifel Insured Bank Deposit Program for Retirement Accounts Disclosure Statement which are available at www.stifel.com/disclosures/account-agreement or from your Financial Advisor.

THIS PAGE INTENTIONALLY LEFT BLANK

STIFEL

Certain Definitions

“Stifel” means Stifel, Nicolaus & Company, Incorporated, Member SIPC and NYSE.

“Stifel Banks” means affiliated banks of Stifel, which may include Stifel Bank & Trust, Member Federal Deposit Insurance Corporation (“FDIC”); Stifel Bank, Member FDIC; Stifel Trust Company, National Association, Member FDIC; and Stifel Trust Company Delaware, National Association, Member FDIC. **Unless otherwise specified, products purchased from or held by Stifel in a securities account are not insured by the FDIC, are not deposits or other obligations of the Stifel Banks, are not guaranteed by the Stifel Banks, and are subject to investment risk, including possible loss of the principal.**

“Stifel Smart Rate Program” refers to a money market deposit account at Stifel Bank & Trust or Stifel Bank, each an affiliate of Stifel, which is made available to eligible clients of Stifel. The deposits are insured by the FDIC, within applicable limits, and are not cash held in your securities account. For additional information and terms and conditions concerning these deposits, see the Stifel Smart Rate Program Disclosure, which is available at www.stifel.com/disclosures or from your Financial Advisor.

Account Disclosures

Errors and Inquiries – You should review this statement carefully and notify the Manager of the Office servicing your account of anything you believe to be incorrect. Any verbal communications should be re confirmed in writing to protect your rights, including rights under SIPA. All statements furnished to you shall be considered accurate, complete, and acknowledged by you unless you report any inaccuracies to the Manager. Instructions and inquiries should be directed to your Financial Advisor. When making inquiries, please mention your account number. Please notify us promptly of any change of address.

Investment Objective – All clients are requested to promptly notify us of any material change in their investment objective or financial situation in order to assist us in maintaining current background and financial information.

Pricing and Rating of Securities – The pricing of securities displayed on your statement is derived from various sources and, in some cases, may be higher or lower than the price you would actually receive in the market. If we cannot obtain a price, “N/A” appears. For securities listed on an exchange or trading continually in an active marketplace, the prices reflect market quotations at the close of your statement period. For securities trading less frequently, we rely on third party pricing services or a computerized pricing model, which may not always reflect actual market values. Similarly, some insurance product values provided by outside carriers may be valued as of a date other than the statement date. Bond ratings of securities were obtained from various rating services. There is no guarantee with respect to their accuracy. For current price quotes, please contact your Financial Advisor.

Cost Basis Information – All information provided with respect to cost basis is derived from transactions in the account or information supplied by other sources. There is no guarantee as to the accuracy of cost basis information or the profit and loss information provided for tax lots designated as noncovered. Stifel uses the first in, first out method when calculating the realized gain or loss on sale transactions unless a specific identification is made prior to settlement date. The gain or loss provided on your statement is informational only and should not be used for tax reporting. A 1099 including the cost basis for sale proceeds from covered tax lots will be provided after year end for tax reporting. Please inform your Financial Advisor if a cost basis is not accurate.

Transaction Dates – All securities transactions are reflected on a trade date basis. Settlement of trades will normally occur in three business days unless stated differently on your trade confirmation. Title to securities sold to you where Stifel has acted as principal shall remain with Stifel until the entire purchase price is received or until the settlement date, whichever is later.

Custody of Securities – Securities held by Stifel, Nicolaus & Company, Incorporated for you, but which are not registered in your name, may be commingled with identical securities being held for other clients by our Correspondent, the Depository Trust Company, or in similar systems.

Assets Held Away – You may purchase certain assets through Stifel, which will be held at a custodial institution other than Stifel. Where available, we include information about these assets on your statement. The custodial institution is responsible, however, for providing year end tax reporting information (Form 1099) and separate periodic statements, which may vary from the information included on your Stifel statement because of different reporting periods. Your Stifel statements may also reflect other assets “not held” at Stifel, in addition to those held by a custodial institution. The value and nature of these investments is generally provided by you. Stifel does not guarantee the accuracy of the information with respect to the value of these investments as reflected on your statement. Assets held away are not covered by Stifel SIPC.

Estimated Annual Income and Yields – Estimated annual income and yields are calculated by annualizing the most recent distribution and do not reflect historical experience or project future results. The yield information for the money market funds is based on historical performance; future yields will fluctuate. These figures have been obtained from sources believed to be reliable, but no assurance can be made as to accuracy. Before investing in any of these funds, carefully read the prospectus, which is available through your Financial Advisor.

Payment for Order Flow – In order to access a wide variety of execution venues, the firm does participate in the maker/taker model. Certain exchanges and other trading centers to which the firm routes equities and options orders have implemented fee structures under which broker dealer participants may receive rebates on certain orders. Under these fee structures, participants are charged a fee for orders that take liquidity from the venue, and provided a rebate for orders that add liquidity to the venue. Rebates received by the firm from a venue during any time period may or may not exceed the fees paid by the firm to the venue during that time period. Fees and/or rebates from all venues are subject to change. Stifel will provide customers additional information regarding average net fees/rebates paid/received upon written request. For venues from which Stifel receives a rebate, Stifel is considered to be receiving payment for order flow.

Additional information will be provided upon written request, and certain order routing information is available online at www.stifel.com/disclosures/best execution. On request of a customer and at no fee, Stifel will disclose to such customer the identity of the venue to which such customer’s orders were routed for execution in the six months prior to the request, whether the orders were directed orders or non directed orders, and the time of the transactions, if any, that resulted from such orders. Orders may be routed and executed internally through Stifel’s trading desk. In such instances, Stifel stands to share in 100% of remuneration received (in the case of orders executed as agent) or profits or losses generated (in the case of orders executed as principal) as a result of internalizing such orders. Customers may mail their inquiries to: Stifel Attn: Equity Trading Compliance, 787 7th Avenue, New York, New York 10019.

Tax Information – Although your statement may describe certain items as Federally tax exempt, this is for information purposes only. When reporting your taxes, please rely exclusively on the substitute Form 1099 you will receive from us after year end for your taxable accounts. (For Retirement Accounts, Form 1099R will report distributions from the account rather than income and dividends or proceeds from sales.)

SIPC Protection – Stifel is a member of the Securities Investor Protection Corporation (SIPC). SIPC coverage protects securities customers of its members up to \$500,000 (including \$250,000 for claims for cash). An explanatory brochure is available upon request or at www.sipc.org, or investors may contact SIPC at (202) 371 8300. Stifel has purchased additional securities coverage of \$149,500,000 and cash coverage of \$900,000 for a total of \$150,000,000 of securities coverage and \$1,150,000 of cash coverage, subject to the terms and conditions of the policy, with an aggregate limit of \$300,000,000. (For more information, visit: www.stifel.com/disclosures/asset protection.) This coverage does not protect against market losses and does not cover securities not held by Stifel.

Margin Accounts – If you have a margin account, this is a combined statement of your margin account and special memorandum account (“SMA”) maintained for you under Section 220.5 of Regulation T issued by the Board of Governors of the Federal Reserve System. The permanent record of the (“SMA”) as required by Regulation T is available for your inspection upon request. If you have applied for margin privileges and have been approved, you may borrow money from Stifel in exchange for pledging assets in your account as collateral for any outstanding margin loan. The amount you may borrow is based on Regulation T, Stifel’s internal policies, and the value of securities in your margin account. Securities held in a margin account are identified by the word “margin” on your statement. Stifel reserves the right to limit margin purchases and short sales and to alter its margin requirements and due dates for house or other margin calls in accordance with the Firm’s guidelines, market conditions, and regulatory margin requirements.

Margin Account Interest Charges – The margin interest period includes the second to last day of the prior statement period through the third day prior to the last day of the current statement period. The margin interest charge is computed by multiplying the rate of interest by the average net daily settled debit balance and a fraction, the numerator of which is the number of days the debit balance existed, and the denominator of which is three hundred sixty (360). The rate of interest is determined by the cost of borrowing money and is subject to change without notice. The average net daily settled debit balance includes any settled credit and settled debit balances in your cash and margin accounts during the period. Please review the “Statement of Credit Terms” you have already received for further information.

STIFEL

Account Disclosures Continued

Late Charges – If transactions in your account result in a debit balance in your cash account and you do not make payment by the settlement date, you may be subject to interest charges.

Free Credit Balances – Customer Free Credit Balances may be used in this Firm's business subject to the limitations of 17CFR Section 240, 15c3-3 under The Securities Exchange Act of 1934. You have the right to receive from us in the course of normal business operations, upon demand, the delivery of: a) Any Free Credit Balances to which you are entitled, b) Any Fully Paid Securities to which you are entitled, c) Any Securities purchased on margin upon full payment of any indebtedness to us. If you participate in Stifel Advantage or Stifel Prestige® Accounts, the payment to you of a Free Credit Balance may be subject to the cancellation of any commitment made in respect to your account for the payment of checks, ATM Card, or Point of Sale transaction charges, or other debit card transactions.

Option Accounts – 1) Commissions and other charges related to the execution of option transactions have been included on confirmations for such transactions, which have already been sent to you, and copies of confirmations are available upon request; 2) should you have any changes in your investment objective or current financial situation, you should advise your investment professional immediately; and 3) assignment notices for option contracts are allocated among client short positions pursuant to an automated procedure that randomly selects from all client short option positions those contracts that are subject to assignment, which includes positions established on the day of assignment. Additional information pertaining to the procedures used for random selection is available upon request.

Complaints – Complaints relating to your account(s) may be directed to Stifel, Legal Department, 501 North Broadway, St. Louis, Missouri 63102 or by phoning (800) 488 0970 or (314) 342 2000.

Lost Certificates – In the event your statement indicates that securities were delivered out of your account in certificate form and you have not received them, it is understood that you will notify Stifel immediately in writing. If written notification is received within 120 calendar days after the delivery date, as reflected on your statement, the certificate will be replaced free of charge. Thereafter, a fee for replacement may apply.

Dividend Reinvestment – (Optional) The dollar amount of Mutual Fund distributions, Money Market Fund income, or dividends on other securities shown on your statement may have been reinvested into additional shares. You will not receive confirmations for these reinvestment transactions. However, information pertaining to these transactions which would otherwise appear on confirmations will be furnished to you upon written request. In dividend reinvestment transactions, Stifel may act as your agent and receive payment for order flow. The source and nature of such payment will be furnished to you upon written request to Stifel or your introducing firm. If Stifel is currently a market maker in the eligible security, Stifel will purchase, as principal for you, additional shares at the opening market price.

Stifel Information – A Statement of Financial Condition of Stifel, Nicolaus & Company, Incorporated is available for your inspection at any of our offices, or a copy will be mailed to you upon request.

Investor Education and Protection – Under the Public Disclosure Program, the Financial Industry Regulatory Authority ("FINRA") provides certain information regarding the disciplinary history of FINRA members and their associated persons via FINRA Regulation's BrokerCheck Hotline (toll free (800) 289 9999). Additional information may be obtained from the FINRA Regulation Web Site at www.finra.org, and an investor brochure describing FINRA BrokerCheck is available upon request.

Stifel, Nicolaus & Company, Incorporated is registered with the U.S. Securities and Exchange Commission and the Municipal Securities Rulemaking Board ("MSRB"). Additional information may be obtained from the MSRB web site at www.msrb.org, including an investor brochure that is posted on the web site describing the protections that may be provided by the MSRB rules and how to file a complaint with an appropriate regulatory authority.

ERISA Section 408(b)(2) Notice – For Service Provider Fee Disclosures under ERISA 408(b)(2), please see www.stifel.com/disclosures/ERISA. Please direct any questions you may have to your Financial Advisor.

Notification of Change in Circumstances and Availability of Investment Advisory Disclosure Brochures –

In the event that there are any material changes in your financial situation, investment objective(s), risk tolerance, or instructions regarding your account(s), please promptly report such changes to your financial advisor to ensure that your investment advisory accounts are being managed based on the most current information. You should review Stifel's Form ADV Part 2A (Disclosure Brochure) for information and disclosures relating to Stifel's investment advisory services (available at: [www.stifel.com/disclosures/investment advisory services/program disclosures](http://www.stifel.com/disclosures/investment%20advisory%20services/program%20disclosures)), including (but not limited to) a discussion of the various conflicts of interest to which our firm may be subject in the provision of investment advisory services to you.



COUNTY OF ORANGE
OFFICE OF THE TREASURER-TAX COLLECTOR

Shari L. Freidenrich, CPA, CCMT, CPFA, ACPFIM
 P. O. BOX 4515
 SANTA ANA, CA 92702-4515



ocgov.com/ocinvestments
 August 31, 2020

ORANGE COUNTY MOSQUITO AND VECTOR CONTROL DISTRICT

Attn: Richard Howard, District Manager
 13001 Garden Grove Blvd.
 Garden Grove, CA 92843

Monthly Apportionment Gross Yield: 1.144%
 Estimated Investment Administration Fee Rate: -0.059%
 Monthly Apportionment Net Yield: 1.085%

Fund Number : [REDACTED]

AUGUST 2020 STATEMENT

INVESTMENT BALANCE IN OCIP

Transactions

<u>Transaction Date</u>	<u>Transaction Description</u>	<u>Authorized Signer</u>	<u>Amount</u>
08/03/2020	July 2020 Investment Admin Fee		\$ (86.28)
08/28/2020	May 2020 Interest Paid		\$ 1,894.29

Summary

Total Deposit:	\$ 1,894.29	Beginning Balance:	\$ 1,718,073.48
Total Withdrawal:	\$ (86.28)	Ending Balance:	\$ 1,719,881.49

ACCRUED INVESTMENT INCOME

<u>Description</u>	<u>Amount</u>
June 2020 Interest Accrued	\$ 1,783.39
July 2020 Interest Accrued	\$ 1,787.81
Total	<u>\$ 3,571.20</u>
August 2020 Interest to be accrued in September 2020	\$ 1,673.72



September 17, 2020

[LAIF Home](#)
[PMIA Average Monthly Yields](#)

ORANGE COUNTY VECTOR CONTROL DISTRICT

DIRECTOR OF ADMINISTRATIVE SERVICES
13001 GARDEN GROVE BLVD
GARDEN GROVE, CA 92843

[Tran Type Definitions](#)

Account Number: [REDACTED]

August 2020 Statement

Account Summary

Total Deposit:	0.00	Beginning Balance:	4,846,562.91
Total Withdrawal:	0.00	Ending Balance:	4,846,562.91



ORANGE COUNTY MOSQUITO AND VECTOR CONTROL DISTRICT

October 15, 2020

AGENDA REPORT

AGENDA ITEM F.1

Prepared By: Tawnia Pett, Executive Assistant/ Clerk of the Board
Submitted By: Rick Howard, District Manager

Agenda Title:

Election of Officers to the Independent Special Districts of Orange County

Recommended Action:

Staff recommends that the Board of Trustees select one candidate for President to Independent Special Districts of Orange County Executive Committee

Executive Summary:

On September 16, 2020, the District received ballot information for the purpose of electing candidates to the Independent Special Districts of Orange County Executive Committee.

One position is scheduled for election: President.

Candidates for President include Mark Monin, Director, El Toro Water District and Trustee Lucille Kring, Orange County Mosquito and Vector Control District.

Candidate statements are attached as a part of this report.

Staff recommends that the Board take action and vote on behalf of the Orange County Mosquito and Vector Control District for the position of President to the Executive Committee of the Independent Special Districts of Orange County.

Fiscal Impact:

Amount Requested \$ N/A

Sufficient Budgeted Funds Available:

Category: Pers. Optg. Cap. -or- CIP# Fund#

Previous Relevant Board Actions for This Item:

Exhibits:

Exhibit A: Candidate Statements

Exhibit B: Ballot Information



El Toro Water District

"A District of Distinction"

Serving the Public - Respecting the Environment

Board of Directors

Mark L. Monin
President

Mike Gaskins
Vice President

Jose F. Vergara
Director

Kathryn Freshley
Director

Kay Havens
Director

General Manager

Dennis P. Cafferty

Treasurer

Neely Shahbakhti



Re: Mark Monin for ISDOC Executive Committee, President

I would be honored to serve as President for the Independent Special Districts of Orange County. I have been an active participant in ISDOC for 5 years and firmly believe in the benefits it brings to the Special Districts in Orange County. ISDOC's achievements were recently recognized by CSDA in awarding ISDOC the CSDA Chapter of the Year Award. I would be proud to help guide the continued success of this critical collaboration of agencies with similar interests and needs.

I currently serve on the ISDOC Executive Committee as the 1st Vice President, chairing the Program Committee. Duties include planning the Quarterly Luncheon Program and inviting and coordinating with the invited speakers. I arranged speakers such as Supervisor Lisa Bartlett and recently Supervisor Donald Wagner. Even though it was not my duty, I brought in a new associate member to ISDOC this year.

In the past I served on the ISDOC Executive Committee as the 2nd Vice President chairing the Membership Committee. Duties included maintaining a list of current regular and associate members and follow up with any outstanding membership dues as needed.

I am a Director on the El Toro Water District Board of Directors and currently serve as President. In addition, I am a Commissioner on the Orange County Airport Land Use Commission, currently serving as Vice Chairman. I was also a PCF Fire Fighter with the Orange County Fire Authority. I have proven to be a fiscally responsible individual with a "think out of the box mentality" and I look forward to working with the other ISDOC Board members to achieve greatness. I love Orange County and want to work hard here and in Sacramento to help Special Districts progress into the future. With the exception of one meeting, I have attended every ISDOC Executive Committee meeting in the last 4 years and I know the issues that have affected ISDOC in the past and what is important to propel this fine organization in the future. My qualifications for this position include:

**>EXPERIENCED LEADER >COMMITTED TO SPECIAL DISTRICTS >FISCALLY RESPONSIBLE
>DEDICATED**

As you know ISDOC is a membership association that was formed more than 30 years ago to serve the needs of Orange County's independent special districts. I want to continue to build on that fine tradition, work hard with others to achieve a higher degree of member satisfaction and make ISDOC even stronger. I feel I can collaborate with the Executive Committee and the membership to provide valuable information and presentations on issues that affect Special Districts which can help you with important discussions in the future.

Please see the accompanying resume outlining my experience and education. I would love to hear your thoughts on how we can make ISDOC even better and please contact me with your input, ideas or questions on my experience or platform. I can be reached at (949) 939-6612 or markmonin@msn.com.

Sincerely,

Mark L. Monin
El Toro Water District
President

P.O. Box 4000 • Laguna Hills, CA 92654-4000 • Phone 949.837.7050 • Fax 949.837.7092

www.etwd.com

Mark L. Monin
1 Orchard, Suite 130
Lake Forest, CA 92630
(949) 939-6612
Mark.Monin@raymondjames.com



Mark Monin serves as President, Board of Directors at the EL Toro Water District. Senior Vice President at Raymond James, with over 39 years in the securities industry. Mark is also a former firefighter and has experience in the aviation industry, with pilot FAA Licenses private, commercial, instrument and multi engine FAA licenses and has over 2000 total hours PIC.

Professional Experience

Water District

- El Toro Water District, President Board of Directors, Lake Forest, CA 2015 -Present
- ISDOC 1st Vice President 2016- Present
- ACWA Chair of Education Sub Committee 2019-Present
- ACWA Finance Committee 2016 – Present
- ACWA Energy Committee 2017 – 2020
- ACWA Business Development Committee 2017-2020
- ACWA monitored many Breakout sessions at the ACWA conferences 2016 – Present

Financial Investment/Securities Industry (39 Years)

- Raymond James Financial Services, Newport Beach 2009-current
- Oppenheimer & Co. Newport Beach, California 2005-2009
- Morgan Stanley, Sales Manager / Financial Advisor, Los Angeles / Orange County 1998 - 2005
- Merrill Lynch, Manager / Financial Advisor, Los Angeles / Orange County 1994 - 1998
- Prudential Securities, Assistant Manager, Anaheim 1991 – 1994

Aviation Experience / Aviation Organizations / Community Involvement

- Pilot Data & FAA Licenses
 - Private
 - Commercial
 - Instrument
 - Multi engine
 - Over 2000 total hours PIC since 1977
- Vice Chairman of the Orange County Airport Commission (Land Use) 2015-present
- Adjunct Professor at California Baptist University, Riverside, CA 2015- 2016
 - Teaches Aviation Law and Aviation Finance
- Civil Air Patrol (Auxiliary United States Air Force) from 1992-1996
 - *Aerial and ground search & rescue,*
- *Civil Air Patrol Aerial Disaster inspection, Orange County, CA*
 - *DEA and Customs assistance in aerial surveillance, air transport from 1992-1996*
- Flying Samaritans/ Liga
 - Free medical clinics; fly physicians/medical professionals to Mexico 1995-present
- Angel Flight Pilot
 - Provides transportation to medical treatment for those who cannot afford/tolerate public transportation, 1998-present
- Southern California Pilots Association
 - To provide a collective voice for General Aviation at our So CA Airports.
 - Develop a positive working relationship with the airport administration.
 - Foster camaraderie amongst So CA Pilots with aviation related
 - Enhance safety and education in the So CA Pilot community.
- Orange County Pilots Association (OCPA)
 - OCPA is an association of aviation enthusiasts with the purpose of promoting aviation at the Orange County Airport
- Experimental Aviation Association (EAA)

- **Experimental Aircraft Association** based in Oshkosh, Wisconsin, encourages and supports recreational aviation.

Security Experience

- Saddleback Church
 - *Supervisor Irvine South Campus* 2014-2018

Firefighter Experience

- Orange County Fire Authority
 - *PCF/ Firefighter/Engineer/ search & rescue/ medical training* (first responder) 1988-1995
- Twin District Fire Department, Lancaster, NY
 - *Firefighter/ Engineer/ search & rescue/ medical training* (first responder) 2005-2006
- Lancaster Fire Department, Lancaster, NY
 - *Firefighter/ Engineer/ search & rescue/ medical training* (first responder) 1982-1984
- Egypt Fire Department, Rochester/Perrington, NY
 - *Firefighting/ Engineer/ search & rescue/ medical training* (first responder) 1985-1987

Boards/Committees/Community Involvement

- El Toro Water District, Board of Directors 2015 – Present
- Vice Chairman of the Orange County Airport Land Use Commission 2015 – Present
- Finance Committee of The Association of California Water Agencies and its Education Subcommittee, Investment Subcommittee 2015 – Present
- South Orange County Watershed Management Area Executive Committee
- Independent Special Districts of Orange County (ISDOC)
- Water Advisory Committee of Orange County (WACO)
- Orange County Water Association (OCWA)
- City of Laguna Woods Public Safety Committee Chairman 2012-2015 Past Chairman
- City of Laguna Woods Landscape Committee, Past Member
- Newport Beach Chamber of Commerce, Past Member
- Irvine Chamber of Commerce, Past Member

Education/Licensure

- Pepperdine University, Malibu California, Masters in Business Administration, 2002
- The Wharton School, University Of Pennsylvania, Senior Financial Advisor
- The Wharton School, University Of Pennsylvania, Management Training Program
- Institute of Investment Management Consulting, Investment Management Consultant
- The Institute of Business & Finance: Certified Annuity & Fund Specialist
- Board Certified in Asset Allocation
- Canisius College, Buffalo New York, BS/Finance, 1981
- University of Buffalo, Aeronautical Engineering, 1978
- Federal Aviation Administration, Multi Engine, 2000
- New York Stock Exchange, Series 8, Branch Manager, 1990
- National Association of Securities Dealers, Series 65, Financial Planning, since 1989
- California Department of Real Estate, since 1988
- National Association of Securities Dealers, Series 3, Futures, since 1988
- National Association of Securities Dealers, Series, Options Principal, since 1983
- National Association of Securities Dealers, Series 24, Principal Supervisor, since 1983
- National Association of Securities Dealers, Series 63, State Licensing, since 1981
- Securities Licensed in California, Colorado, Connecticut, Delaware, Georgia, Iowa, Illinois, Indiana, Louisiana, Maryland, New Jersey, New York, Ohio, Pennsylvania
- National Association of Securities Dealers, Series 7, 1981, Financial Advisor
- Federal Aviation Administration, Commercial, 1979
- Federal Aviation Administration, Instrument, 1978
- Federal Aviation Administration, Private, 1977

September 10, 2020

Honorable Sandra Jacobs

Dear Ms. President,

My name is Lucille Kring, Councilwoman Anaheim and am applying for the position of President of ISDOC.

I am completing 16 years on City Council. and during that time was very active in the OC League of Cities.

I was on the following committees: Employee Relations, Energy, Environment and Natural Resources, Legislative and Public Affairs, Community Services, Conference Delegate and attended their Councilmember Academy.

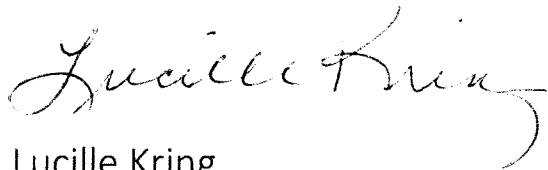
I currently sit on these boards: Transportation Corridor Agencies, OC Sanitation District, OC Mosquito and Vector Control, where I was President twice, Anaheim Regional Medical Center and Palm Lane Charter School.

Anaheim is a member city with Association of California Cities-OC Division, and I am on the executive board.

I am very active in non-profits: currently on boards: Cops 4 Kids and Anaheim Family YMCA.

I believe I bring a wealth of elected and appointed experience to this board. I think I would well suited to be President.

Sincerely

A handwritten signature in cursive script that reads "Lucille Krings". The signature is written in black ink and is positioned above the printed name.

Lucille Krings

Mailing Address

P.O. Box 20895
Fountain Valley, CA 92728

Meeting Location

MWDOC/OCWD
18700 Ward Street
Fountain Valley, CA 92708

(714) 963-3058
(714) 964-5930 fax

www.mwdoc.com/isdoc

Executive Committee

President

Hon. Sandra F. Jacobs
Santa Margarita Water District

1st Vice President

Hon. Mark Monin
El Toro Water District

2nd Vice President

Hon. Arlene Schafer
Costa Mesa Sanitary District

3rd Vice President

Hon. Mary Aileen Matheis
Irvine Ranch Water District

Secretary

Hon. Bill Green
South Coast Water District

Treasurer

Hon. Joan C. Finnegan
Municipal Water District of Orange County

Immediate Past President

Hon. James R. Fisler
Mesa Water District

Staff Administration

Heather Baez

Municipal Water District of Orange County

Christina Hernandez

Municipal Water District of Orange County

September 15, 2020

RE: Election of Independent Special Districts of Orange County (ISDOC) Officers

Dear Member Districts,

The nomination period for Executive Committee officer positions closed on September 11th, 2020. At this time, ISDOC is conducting a vote of Regular Special District Members for the election of officers. This letter serves as official notice of the election.

The names of nominated candidates are printed on the ballot. Please vote for one candidate per seat.

The Executive Committee meets at 7:30 am on the first Tuesday of the month. Meetings are open to the public. Duties of Executive Committee members are contained in the ISDOC bylaws, which may be found at the ISDOC website - <http://www.mwdoc.com/ISDOC>.

Each Regular Member District in good standing shall be entitled to one vote. In accordance with current bylaws, the district's presiding officer or an alternate must cast (signed) select the vote by the district board.

You may submit your ballot via mail or email to Heather Baez: P.O. Box 20895, Fountain Valley, CA 92728 (mail) or hbaez@mwdoc.com (email). **Ballots must be received by 5:00 p.m. on Friday, October 23, 2020 in order to be counted. Even if positions are uncontested, it is important to submit a ballot since a quorum of voting members is required for the election of officers.**

The names of officers elected will be announced at the October 29th quarterly meeting.

If you have any questions or wish to discuss the election process further, please contact Heather Baez (MWDOC) at hbaez@mwdoc.com or (714) 593-5012.

Sincerely,

Sandra F. Jacobs

Sandra F. Jacobs, President
Independent Special Districts of Orange County

Enclosed: Ballot for ISDOC Election of Officers
Candidates' Statements

INDEPENDENT SPECIAL DISTRICTS OF ORANGE COUNTY

ELECTION OF OFFICERS

The ISDOC Executive Committee consists of the President, First Vice President, Second Vice President, Third Vice President, Secretary, Treasurer and Immediate Past President. Officers are elected in October of even numbered years for two-year terms. Please vote for one candidate per seat.

The ISDOC bylaws indicate, "At the end of the nominating period if only one candidate is nominated for a vacant seat, that candidate shall be deemed selected." This is the case for the First Vice President, Second Vice President, Third Vice President, Secretary, and Treasurer positions; therefore they are not on the ballot. Arlene Schafer from Costa Mesa Sanitary District, Larry Dick from the Municipal Water District of Orange County, Mary Aileen Matheis from Irvine Ranch Water District, Greg Mills from Serrano Water District, and Bill Green from South Coast Water District, respectfully, have been selected to these seats.

Cast your Vote: Please cast your vote for the remaining seats by placing an "X" on the line next to the individual for which you wish to vote in each position. If you are writing in a candidate, please include their district affiliation and position.

President

_____ Mark Monin, Director
El Toro Water District

_____ Lucille Kring, President
Orange County Mosquito & Vector Control District

DISTRICT NAME

SIGNATURE OF VOTING REPRESENTATIVE

Ballots must be received no later than 5 p.m. October 23, 2020.

You may return your ballot by mail or email to:

Heather Baez
P.O. Box 20895
Fountain Valley, CA 92728
Attention: ISDOC Executive Committee Election
OR Email: hbaez@mwdoc.com

Vector of the Month—Mosquitoes of Orange County

Orange County supports a unique assemblage of mosquitoes represented among common and rare species. Several are known for their involvement with the transmission of St. Louis encephalitis, malaria, and West Nile virus to humans. The following text presents a brief synopsis of the commonly occurring mosquito species currently known from the county.

***Aedes aegypti* & *Aedes albopictus*:**

These invasive mosquito species are primarily associated with urban areas and can be found breeding in natural and small artificial water sources, such as flowerpots. They are active during the day and readily take blood meals indoors and outdoors.

These species can transmit yellow fever, dengue, chikungunya, and zika to people, and dog heartworm to dogs. *Aedes aegypti*, also known as the “ankle biter,” is now the species responsible for most of the District’s mosquito complaints.

***Culex quinquefasciatus*:** The southern house mosquito is the species formerly responsible for a majority of the District’s mosquito abatement services and related control activities. Females are active nearly year around in the more sheltered areas of the county and will frequently enter houses to seek blood. Larvae are commonly associated with all types of “urban waters” held in sources ranging from swimming pools to flower pots. This species serves as our primary vector of both West Nile (WNV) and St. Louis encephalitis (SLE) viruses.

***Culex tarsalis*:** The western encephalitis mosquito is considered by most mosquito biologists to be the principal encephalitis vector throughout much of its range in North America. It is our primary vector of western equine encephalitis (WEE) virus and primary/secondary vector of WNV and St. Louis encephalitis (SLE) virus. Adults are

active during the spring, summer, and fall. Though more common in less developed areas, breeding occurs throughout the county in association with most types of clean, standing water sources in channels and marshes.

***Culex erythrorhax*:** The tule mosquito is a distinctive reddish-colored species associated with coastal and inland permanent wetlands, particularly the San Joaquin Marsh. Although females do not disperse far from breeding sources to bite, their often painful bite is usually followed by a severe local reaction. The tule mosquito overwinters as mature larvae, unlike most *Culex* species that overwinter as adult females. Emergence occurs as early as late February with continuous breeding extending well into the fall during favorable years. This species has been found naturally infected with WNV, WEE, and SLE, but is considered a less competent vector of these mosquito-borne diseases.

***Culex stigmatosoma*:** This close relative of *Culex tarsalis* is sometimes referred to as the foul water mosquito as a consequence of its breeding habits in association with either stagnant or polluted waters. Females are on the wing throughout the county from spring to early fall, seldom bite humans, and only rarely enter homes. This species has been demonstrated to be an efficient vector of WNV and St. Louis encephalitis (SLE) virus, and thus, represents an important link in the maintenance of these viruses in birds.

Aedes squamiger: The California salt marsh mosquito is a late winter and early spring species that breeds in coastal wetlands flooded by seasonal rainfall. Larvae usually occur in rainwater filled depressions in association with pickleweed and salt grass. It is an extremely aggressive day and dusk biter with the capacity to disperse long distances to obtain a blood meal. Bolsa Chica populations have been found naturally infected with a California group (CE) encephalitis (Morro Bay) virus. The potential impact of this virus on residents inhabiting coastal areas is unknown.

Aedes taeniorhynchus: This summer species is sometimes called the dark salt marsh mosquito because of its highly contrasting black and white coloration. Larvae develop in upland pickleweed flats that are flooded by high tides. It is an aggressive biter during the day and at dusk and can be troublesome to coastal residents living near breeding sources.

Culiseta incidens: The cool weather mosquito is most often encountered from February through June. It is found throughout the county in association with a variety of larval habits that include rainwater pools, artificial containers, and ornamental ponds. Although this mosquito is not considered a major pest, females will occasionally enter homes or bite residents outdoors near breeding sources.

Anopheles hermsi: This spring, summer, and fall mosquito is found sporadically throughout the county in association with breeding sources containing floating mats of filamentous algae. As a competent vector of human malaria, this species has been involved with the autochthonous

(indigenous) transmission of this disease in San Diego County. Malaria transmission is possible in Orange County if residents are bitten by females that have been infected as a consequence of feeding on either a resident or transient experiencing a typical relapse.

Culiseta inornata: The impressive large winter mosquito is encountered during the cooler months of the year. Larvae develop in all types of natural sources. Abundant larval populations occur in association with *Ae. squamiger* in salt marsh habitats. At times, this species can be locally troublesome to coastal residents. Elsewhere, this species has been involved with the transmission of a number of mosquito-borne encephalitides: WEE, SLE, and Jamestown Canyon viruses.

Culiseta particeps: Similar to *Culiseta inornata*, this distinctive species with scale patches on the wings usually breeds during the cooler months of the year. Larvae occur in shaded alga-laden pools along foothill streams both inland and near the coast.

Aedes washinoi: *Aedes washinoi* occurs along the coast and sporadically inland where it can be locally annoying to residents following wet winters. Larvae develop in fresh water located in the upland portions of salt marshes and in floodwater sections of coastal and inland streams.

Anopheles franciscanus: On the wing during the spring, summer, and fall, this species is found at a limited number of sites within the county. It breeds in sources supporting abundant algal-growths and floating mats of vegetation. This species seldom bites humans and does not experimentally transmit human malaria in the laboratory.

Why do some people get bit by mosquitoes more than others?

SCIENCE

Laura Fattaruso, August 4, 2019

There are a few factors at play, including some you can control and some you can't.

SEATTLE — New research from the University of Washington dives into the minds of mosquitoes to understand how they find their targets. To see what happens inside a mosquito's brain when it's looking for blood, scientists at UW placed leashes on mosquitoes and put them inside a miniature stadium where they could manipulate the sights and smells.

“We put mosquitoes in this virtual reality environment -- we call it a flight simulator -- to look at the behavior of the mosquito when it's tethered and flying in place,” explained Dr. Jeff Riffell, a professor of biology at UW, who conducted the experiments.

The mosquitoes in question were genetically engineered so different parts of their brain would light up green when active. The scientists also removed a portion of the mosquitoes' skulls and used a special microscope to watch as the mosquitoes responded to different stimuli.

“Mosquitoes impact more than a billion people a year and cause mortality of more than 500,000 people per year,” said Dr. Riffell when asked about why the research is important. “There's increasing insecticide resistance, and due in part to climate change, there's changes to where these diseases spread and there are new diseases arising.”

What they found

When a female mosquito gets a whiff of carbon dioxide, its brain switches into hunting mode. Its vision and smell centers kick into high gear, and its wings start flapping faster as it tries to fly upwind to the source of the carbon dioxide.

Mosquitoes are also drawn to dark colors and high contrast, and they became more sensitive to these visual cues after smelling carbon dioxide. But exposure to visual cues alone, like seeing dark colors, did not trigger the same type of heightened senses that resulted from smelling carbon dioxide.

Mosquitoes mostly feed on nectar from flowers, but the females need blood to produce their eggs. A mosquito's sense of smell is very different from a human's—they can detect carbon dioxide from up to 100 feet away. Humans are constantly breathing out carbon dioxide, so we can't smell it, but that is exactly why mosquitoes are sensitive to it: it helps them find us.

“They can also sense heat and humidity from our sweat, so it's like a guided missile triggered by that initial whiff of carbon dioxide,” said Dr. Anandasankar Ray, an associate professor at University of California Riverside, who was not involved with the research.

The researchers used the *Aedes aegypti* mosquito, commonly known as the yellow fever mosquito, it's also responsible for the transmission of dengue and the zika virus.

The research on mosquitoes' attraction to carbon dioxide means obscuring the smell of carbon dioxide could help develop new ways to repel the pests.

“I’m excited because there’s a host of odors that interfere with carbon dioxide reception, so this research shows that they could be very effective,” said Dr. Ray.

Why do some people get bit more than others?

There are a few factors at play, including some you can control and some you can’t. Researchers said wearing light-colored clothing will help reduce your appeal since mosquitoes are more attracted to dark colors and high contrast.

Carbon dioxide aside, mosquitoes are also drawn to the scent of humans. This isn’t just your sweat, it’s also the bacteria living on your skin – called “skin microbiome” – that produces your body’s smells. Skin microbiome is largely controlled by your genes. Why some people’s odors are more enticing remains a mystery, but if you’re one of those unlucky people, showering can help cut back on your mosquito-alluring scent.

The fact some people get more attention from mosquitoes than others isn’t just bad for them, it also contributes to the spread of disease. If one of those popular people is infected with a disease, they are also more likely to spread the disease to more mosquitoes -- compounding the disease-spreading effects.

For the time being, DEET remains a popular and effective mosquito repellent. While there have been some concerns about the health effects of DEET, Dr. Ray says there haven’t been conclusive studies showing negative health effects and it’s generally considered safe. However, there are still a few drawbacks.

Getting full coverage on exposed skin is important. DEET does repel mosquitoes, but they only start to smell it from about half an inch away, so if you miss a few inches of skin, the DEET on the rest of your body won’t protect you. Alternatives that could obscure the smell of carbon dioxide could have the potential to be more effective over greater ranges.

DEET is also a power solvent, meaning it can stain and damage leather or synthetic fabric, melt your plastic watch, or strip the paint from your car. When applied to your skin, DEET will make its way into your bloodstream. Dr. Ray said he’s personally made the switch to effective natural alternatives, like lemon-eucalyptus based bug sprays.

As our understanding of mosquito behavior continues to improve, Dr. Ray’s hope is we’ll find better ways to control them.

“This agenda shall be made available upon request in alternative formats to persons with a disability, as required by the American with Disabilities Act of 1990 (42 U.S.C. § 12132) and the Ralph M. Brown Act (California Government Code § 54954.2). Persons requesting a disability related modification or accommodation in order to participate in the meeting should contact the Orange County Mosquito and Vector Control District at (714-971-2421), during regular business hours, at least twenty-four hours prior to the time of the meeting.”

"Materials related to an item on the Agenda submitted after distribution of the agenda packet are available for public inspection in the District Office located at Orange County Mosquito and Vector Control District offices, 13001 Garden Grove Blvd., Garden Grove, CA 92843 during normal business hours."